



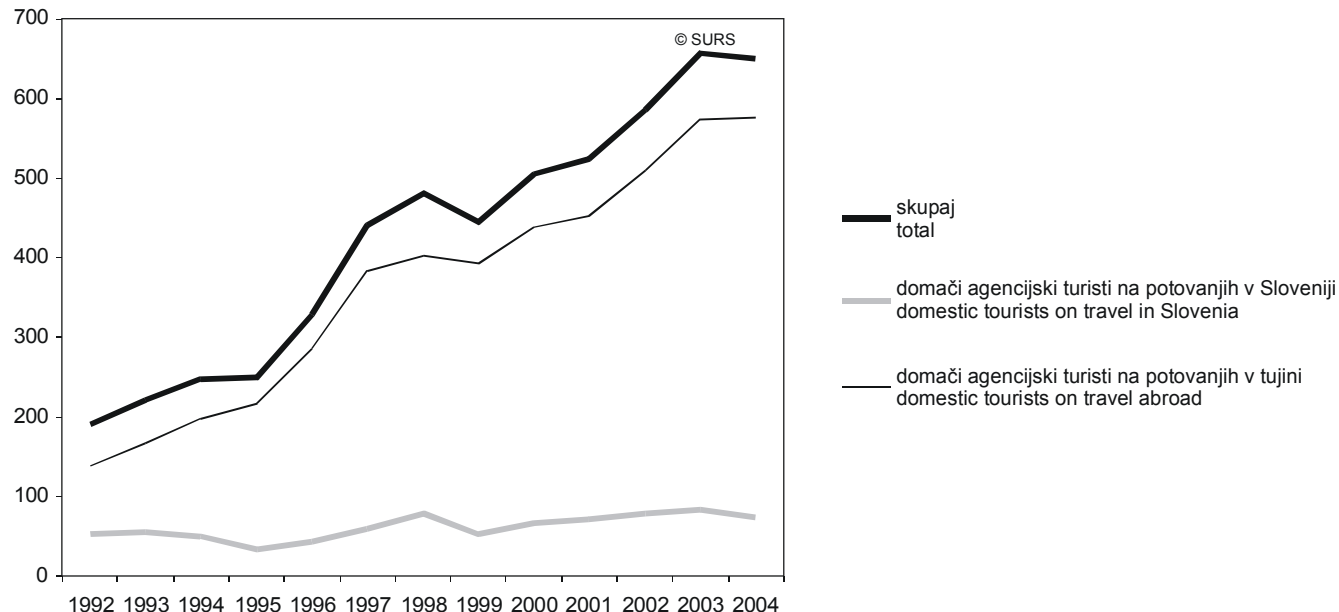
SLOVENSKE POTOVALNE AGENCIJE, SLOVENIJA, 2004
SLOVENIAN TRAVEL AGENCIES, SLOVENIA, 2004

- ▶ V letu 2004 se je z organiziranjem izletov in potovanj domačih turistov po domovini in tujini ter z organizacijo potovanj tujih turistov, ki obiščejo Slovenijo, ukvarjalo 233 slovenskih potovalnih agencij.
- ▶ Enodnevni izletov se je v tem letu udeležilo 213 543 domačih izletnikov, in sicer izletov po Sloveniji 114 952, izletov v tujino pa 98 591 izletnikov.
- ▶ Potovalne agencije so v letu 2004 organizirale tudi potovanja z najmanj eno prenočitvijo, in sicer za 650 382 domačih turistov. Od teh jih je 73 809 prenočevalo v Sloveniji, 576 573 pa v tujini. Najpogostejši cilj potovanja v tujino je bila Hrvaška (za 39,5 % turistov).
- ▶ Med organiziranimi potovanji z najmanj eno prenočitvijo je bilo v letu 2004 3,7 % smučarskih potovanj domačih turistov: 5 029 teh turistov je potovalo v domača smučarska središča, preostali so se odločili za tujino.
- ▶ Slovenske potovalne agencije so v letu 2004 organizirale potovanja tudi za 219 169 tujih turistov; ti so v Sloveniji prenočili povprečno 5,3-krat.
- ▶ In 2004, 233 travel agencies were engaged in organising trips and travels of domestic tourists in Slovenia and abroad and travels of foreign tourists in Slovenia.
- ▶ In 2004 among 213,543 domestic visitors on same-day trips, 114,952 of them were organised in Slovenia and 98,591 abroad.
- ▶ In 2004 travel agencies organised travels with at least one night spent as well, namely for 650,382 domestic tourists: 73,809 tourists travelled in Slovenia and 576,573 abroad - most of them (39.5% tourists) in Croatia.
- ▶ In 2004, 3.7% of organised travels with at least one night spent were skiing holidays: 5,029 Slovenian tourists remained in Slovenia, the rest went abroad.
- ▶ In 2004 Slovenian travel agencies offered their services also to 219,169 foreign tourists by organising their travels in Slovenia. Foreign tourists spent in Slovenia on average 5.3 nights.

Slika 1: Domači turisti na potovanjih z najmanj eno prenočitvijo v Sloveniji in v tujini, v organizaciji slovenskih potovalnih agencij, Slovenija, 1992-2004

Chart 1: Domestic tourists on travel with at least one night spent in Slovenia and abroad organised by Slovenian travel agencies, Slovenia, 1992 - 2004

tišoč / thousands



Slika 2: Prenočitve domačih turistov na potovanjih z najmanj eno prenočitvijo v Sloveniji in v tujini v organizaciji slovenskih potovalnih agencij, Slovenija, 1992-2004

Chart 2: Overnight stays of domestic tourists on travel in Slovenia and abroad with at least one overnight stay organised by Slovenian travel agencies, Slovenia, 1992 - 2004

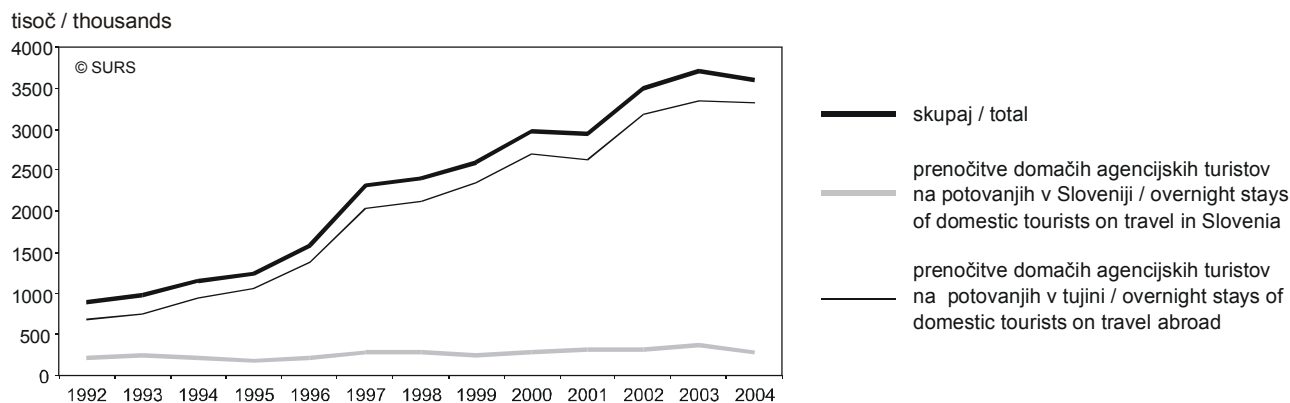
**Slika 3: Domači turisti po državah, kamor so potovali v organizaciji slovenskih potovalnih agencij, Slovenija, 2004**

Chart 3: Domestic tourists on travel organised by Slovenian travel agencies by countries of destination, Slovenia, 2004

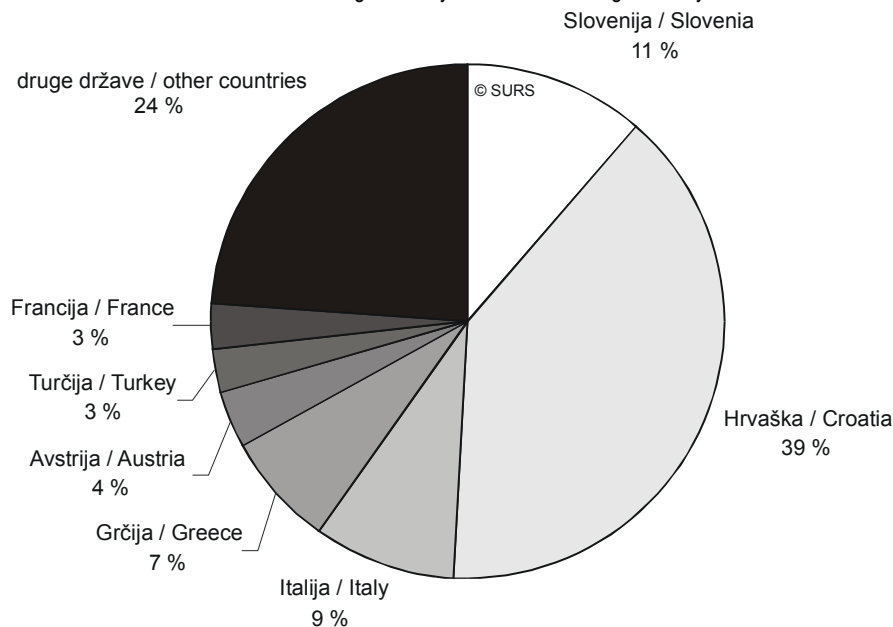
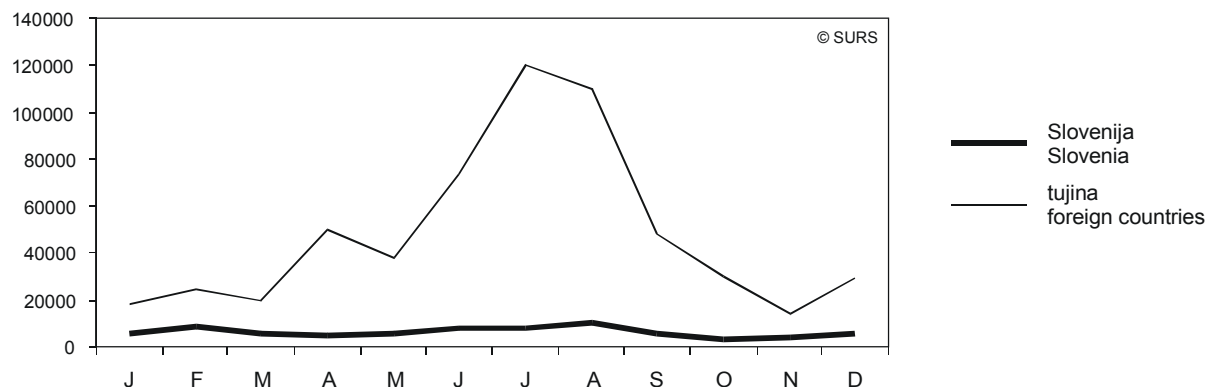
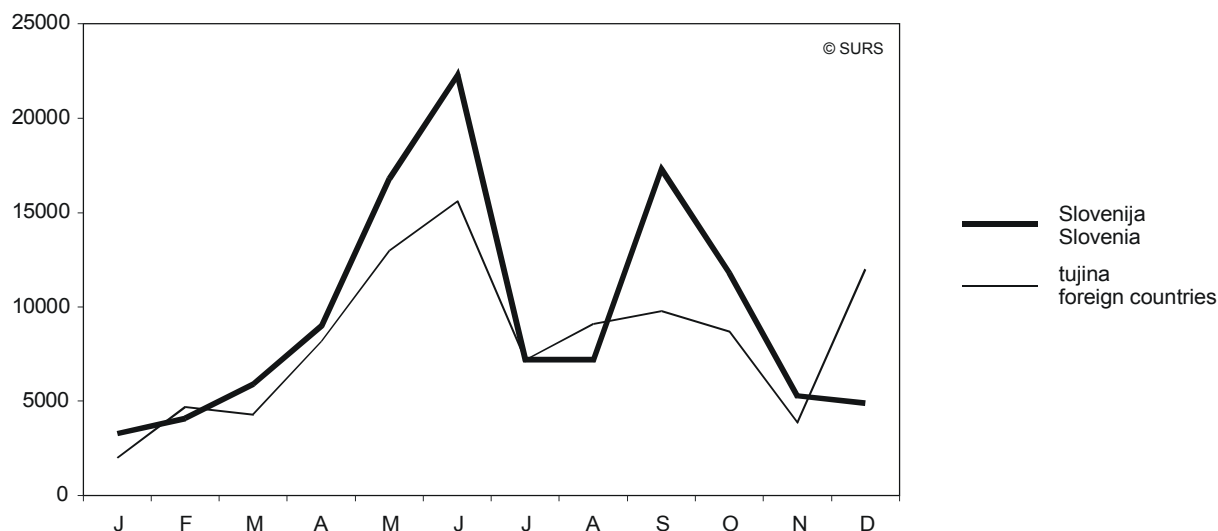
**Slika 4: Domači turisti, ki so jim potovanja z najmanj eno prenočitvijo organizirale slovenske potovalne agencije, po mesecih, Slovenija 2004**

Chart 4: Domestic tourists on travel with at least one night spent of domestic tourists, organised by Slovenian travel agencies by months, Slovenia, 2004



Slika 5: Domači izletniki, ki so jim izlete organizirale slovenske potovalne agencije, po mesecih, Slovenija, 2004
Chart 5: Domestic same-day visitors whose trips were organised by Slovenian travel agencies by months, Slovenia, 2004



1. POTOVANJA DOMAČIH TURISTOV V ORGANIZACIJI SLOVENSkih POTOVALNIH AGENCIJ, SLOVENIJA, 2004
TRAVELLING OF DOMESTIC TOURISTS ORGANISED BY SLOVENIAN TRAVEL AGENCIES, SLOVENIA, 2004

1.1 Domači turisti, ki so jim potovanja z najmanj eno prenočitvijo organizirale slovenske potovalne agencije, in njihove prenočitve po državah, kamor so potovali, Slovenija, 2004

Domestic tourists whose travels with at least one night spent were organised by Slovenian travel agencies and their overnight stays by countries of destination, Slovenia, 2004

Države in druga ozemlja, kamor so potovali	Potovanja z najmanj ENO (1) prenočitvijo Travels with at least ONE (1) night spent		Countries and other territories where Slovenian tourists travelled
	turisti tourists	prenočitve overnight stays	
Skupaj	650 382	3 594 091	Total
Slovenija	73 809	276 176	Slovenia
Tujina	576 573	3 317 915	Foreign countries
Avstrija	24 571	112 137	Austria
Baltiške države ¹⁾	654	3 624	Baltic countries ¹⁾
Belgija	3 075	7 819	Belgium
Bolgarija	10 682	74 190	Bulgaria
Bosna in Hercegovina	5 520	21 808	Bosnia and Herzegovina
Ciper	955	8 154	Cyprus
Češka republika	7 427	17 505	Czech Republic
Francija	17 172	76 054	France
Grčija	46 442	346 989	Greece
Hrvaška	257 090	1 529 361	Croatia
Irska	612	3 228	Ireland
Italija ²⁾	57 343	213 679	Italy ²⁾
Luksemburg	400	704	Luxemburg
Madžarska	6 597	14 403	Hungary
Makedonija	445	1 209	Macedonia
Malta	2 324	18 087	Malta
Nemčija	14 728	37 010	Germany

1) Baltiške države: Estonija, Latvija, Litva.
Baltic countries: Estonia, Latvia, Lithuania.

2) Vključno s San Marinom in z Vatikansko mestno državo.
San Marino and Vatican are included.

3) Nordijske države: Danska, Finska, Islandija, Norveška, Švedska.
Nordic countries: Denmark, Finland, Iceland, Norway, Sweden.

4) Vključno z Andoro in Gibraltarjem.
Andorra and Gibraltar are included.

1.1 Domači turisti, ki so jim potovanja z najmanj eno prenočitvijo organizirale slovenske potovalne agencije, in njihove prenočitve po državah, kamor so potovali, Slovenija, 2004 (nadaljevanje)

Domestic tourists whose travels with at least one night spent were organised by Slovenian travel agencies and their overnight stays by countries of destination, Slovenia, 2004 (continued)

Države in druga ozemlja, kamor so potovali	Potovanja z najmanj ENO (1) prenočitvijo Travels with at least ONE (1) night spent		Countries and other territories where Slovenian tourists travelled
	turisti tourists	prenočitve overnight stays	
Nizozemska	3 866	13 179	Netherlands
Nordijske države ³⁾	3 859	26 686	Nordic countries ³⁾
Poljska	1 649	5 372	Poland
Portugalska	1 207	6 796	Portugal
Romunija	1 871	13 828	Romania
Ruska federacija	1 253	5 203	Russian Federation
Slovaška	4 453	10 139	Slovakia
Srbija in Črna gora	15 768	61 134	Serbia and Montenegro
Španija - kopni del ⁴⁾	4 980	27 653	Spain - mainland ⁴⁾
- Baleari	928	6 901	- Balearic Islands
- Kanarski otoki	2 839	26 689	- Canary Islands
Švica	3 238	10 221	Switzerland
Turčija	18 487	138 637	Turkey
Velika Britanija	7 036	39 265	United Kingdom
Druge evropske države	367	2 784	Other European countries
Egipt	12 436	93 638	Egypt
Kenija	902	12 088	Kenya
Maroko	748	5 003	Morocco
Sejšeli in Mauritius	594	7 526	Seychelles and Mauritius
Tunizija	12 672	99 317	Tunisia
Južna Afrika	464	5 253	South Africa
Druge afriške države	1 141	11 172	Other African countries
Avstralija	836	12 775	Australia
Nova Zelandija	296	2 855	New Zealand
Druge države Oceanije	636	7 595	Other countries of Oceania
Indija in Nepal	808	8 773	India and Nepal
Izrael	78	494	Israel
Japonska	197	1 776	Japan
Kitajska	476	4 325	China
Tajska	1 019	13 828	Thailand
Šrilanka in Maldivi	1 142	13 894	Sri Lanka and Maldives
Druge azijske države	3 855	32 727	Other Asian countries
Brazilija	563	6 237	Brazil
Mehika	1 313	16 450	Mexico
Druge države Južne in Srednje Amerike	2 515	30 969	Other South and Central American countries
Kanada	932	4 790	Canada
Združene države Amerike	3 322	24 005	USA
Druge države Severne Amerike	1 790	21 977	Other North America countries

1.2 Domači turisti, ki so jim potovanja z najmanj eno prenočitvijo organizirale slovenske potovalne agencije, po mesecih, Slovenija, 2004

Domestic tourists whose travels with at least one night spent were organised by Slovenian travel agencies by months, Slovenia, 2004

	Število turistov po mesecih / Number of tourists by months			
	skupaj / total	Slovenija / Slovenia	tujina / foreign countries	
Skupaj	650 382	73 809	576 573	Total
Januar	24 144	5 676	18 468	January
Februar	33 329	8 492	24 837	February
Marec	25 346	5 208	20 138	March
April	54 597	5 079	49 518	April
Maj	43 953	5 645	38 308	May
Junij	81 003	7 674	73 329	June
Julij	128 674	8 279	120 395	July
Avgust	119 672	9 981	109 691	August
September	53 577	5 591	47 986	September
Oktober	33 315	3 192	30 123	October
November	17 947	3 779	14 168	November
December	34 825	5 213	29 612	December

1.3 Domači izletniki na enodnevnih izletih v organizaciji slovenskih potovalnih agencij, Slovenija, 2004

Domestic same-day visitors on trips organised by Slovenian travel agencies, Slovenia, 2004

Države, kamor so potovali	Izletniki Same-day visitors	Countries of destination
Skupaj	213 543	Total
Slovenija	114 952	Slovenia
Tujina – skupaj	98 591	Foreign countries - total
Avstrija	27 601	Austria
Češka republika	857	Czech Republic
Hrvaška	12 946	Croatia
Italija ¹⁾	45 524	Italy ¹⁾
Madžarska	5 297	Hungary
Nemčija	3 599	Germany
Srbija in Črna gora	644	Serbia and Montenegro
Druge evropske države	2 123	Other European countries

1) Vključno s San Marinom in z Vatikansko mestno državo.
San Marino and Vatican are included.

1.4 Domači izletniki, ki so jim izlete organizirale slovenske potovalne agencije, po mesecih, Slovenija, 2004

Domestic same-day visitors whose trips were organised by Slovenian travel agencies by months, Slovenia, 2004

	Število domačih izletnikov po mesecih Number of domestic same-day visitors by months			
	skupaj total	Slovenija Slovenia	tujina foreign countries	
Skupaj	213 543	114 952	98 591	Total
Januar	5 257	3 275	1 982	January
Februar	8 728	4 069	4 659	February
Marec	10 192	5 917	4 275	March
April	17 163	8 951	8 212	April
Maj	29 791	16 778	13 013	May
Junij	37 892	22 284	15 608	June
Julij	14 421	7 173	7 248	July
Avgust	16 346	7 230	9 116	August
September	27 146	17 300	9 846	September
Oktober	20 564	11 842	8 722	October
November	9 176	5 254	3 922	November
December	16 867	4 879	11 988	December

1.5 Domači turisti na smučanju z najmanj eno prenočitvijo v organizaciji slovenskih potovalnih agencij, Slovenija, 2000 - 2004

Domestic tourists on skiing with at least one night spent organised by Slovenian travel agencies, Slovenia, 2000 - 2004

Leto Year	Skupaj Total	Slovenija Slovenia	Tujina foreign countries
2000	36 897	11 147	25 750
2001	51 050	19 391	31 659
2002	43 737	12 725	31 012
2003	42 391	11 409	30 982
2004	23 956	5 029	18 927

2. POTOVANJA TUJIH TURISTOV V ORGANIZACIJI SLOVENSkih POTOVALNIH AGENCIJ IN NJIHOVE PRENOČITVE PO DRŽAVAH, IZ KATERIH SO PRIPOTOVALI, SLOVENIJA, 2004

TRAVELLING OF FOREIGN TOURISTS ORGANISED BY SLOVENIAN TRAVEL AGENCIES, SLOVENIA, 2004

2.1 Tuji turisti, ki so jim potovanja organizirale slovenske potovalne agencije, in njihove prenočitve po državah, iz katerih so pripotovali, Slovenija, 2004

Foreign tourists whose travels were organised by Slovenian travel agencies and their overnight stays by countries of origin, Slovenia, 2004

Država, od koder so pripotovali	Turisti / Tourists	Prenočitve / Overnight stays	Country of origin
Skupaj	219 169	1 157 081	Total
Avstrija	24 884	135 030	Austria
Belgija	4 599	22 810	Belgium
Bolgarija	198	495	Bulgaria
Bosna in Hercegovina	490	1 832	Bosnia and Herzegovina
Ciper	240	1 220	Cyprus
Češka republika	1 220	4 974	Czech Republic
Danska	1 357	8 735	Denmark
Estonija	26	145	Estonia
Finska	742	3 425	Finland
Francija	7 646	32 507	France
Grčija	2 462	17 655	Greece
Hrvaška	3 863	38 419	Croatia
Irska	4 195	37 470	Ireland
Islandija	278	2 018	Iceland
Italija ¹⁾	32 928	138 735	Italy ¹⁾
Latvija	71	239	Latvia
Litva	133	233	Lithuania
Luksemburg	1 390	4 708	Luxembourg
Madžarska	7 542	25 764	Hungary
Makedonija	877	2 584	Macedonia
Malta	533	3 294	Malta
Nemčija	50 402	249 229	Germany
Nizozemska	4 893	29 032	Netherlands
Norveška	646	3 173	Norway
Poljska	1 395	7 656	Poland
Portugalska	798	1 898	Portugal
Romunija	496	2 427	Romania
Ruska federacija	6 653	63 434	Russian Federation
Slovaška	255	828	Slovakia
Srbija in Črna gora	1 299	4 702	Serbia and Montenegro
Španija ²⁾	2 240	6 640	Spain ²⁾
Švedska	1 446	5 450	Sweden
Švica ³⁾	1 219	6 769	Switzerland ³⁾
Turčija	207	718	Turkey
Ukrajina	1 312	7 467	Ukraine
Velika Britanija	23 755	198 618	United Kingdom
Druge evropske države	295	1 616	Other European countries
Južna Afrika	75	90	South Africa
Druge afriške države	26	222	Other African countries
Avstralija	1 052	2 897	Australia
Nova Zelandija	63	185	New Zealand
Druge države Oceanije	38	207	Other countries of Oceania
Izrael	14 849	51 354	Israel
Japonska	3 802	11 168	Japan
Kitajska	34	122	China
Koreja (Republika)	225	377	Korea (Republic of)
Druge azijske države	1 214	2 987	Other Asian countries
Brazilija	2	18	Brazil
Druge države Južne in Srednje Amerike	336	800	Other South and Central American countries
Kanada	478	1 713	Canada
ZDA	3 990	12 992	USA
Druge države Severne Amerike	-	-	Other North America countries

1) Vključno s San Marinom in z Vatikansko mestno državo.
San Marino and Vatican are included.2) Vključno z Andoro in Gibraltarjem.
Andorra and Gibraltar are included.3) Vključno z Lihtenštajnom.
Liechtenstein is included.

METODOLOŠKA POJASNILA

Namen statističnega raziskovanja

je spremljanje dejavnosti potovalnih agencij.

Enota opazovanja

so poslovni subjekti (podjetja in zasebniki), ki se ukvarjajo s storitvami potovalnih agencij in organizatorjev potovanj (šifra dejavnosti SKD je 63.300).

Viri

Vir tu prikazanih podatkov so rezultati raziskovanja z naslovom Letno poročilo o delu potovalnih agencij na podlagi Zakona o državni statistiki (Ur. l. RS št. 45/95 in št. 9/01) in Letnega programa statističnih raziskovanj za leto 2005 (Ur. l. RS št. 133/04). Raziskovanje je letno. Podatke zanj pridobimo na osnovi vprašalnika TU - AGEN; izpolnijo ga poslovni subjekti in njihove podružnice, ki opravljajo storitve potovalnih agencij v smislu organizacije potovanj. Ne poročajo pa tisti (turistični agenti), katerih dejavnost je izključno posredovanje turističnih potovanj domačih organizatorjev. Poroča se o organizaciji potovanj za domače turiste po domovini in po drugih državah ter o tujskem turističnem prometu (z delitvijo po državah, od koder so tuji turisti pripotovali) ter o organizaciji izletov za domače izletnike.

Zajetje

Raziskovanje temelji na popolnem zajetju. Za izdelavo seznama poročevalskih enot uporabimo Register izdanih licenc za opravljanje dejavnosti organiziranja in prodaje turističnih potovanj, ki ga vodi Gospodarska zbornica Slovenije. Osnova je tudi izpis poslovnih subjektov iz Poslovnega registra Slovenije, ki so po svoji osnovni dejavnosti ali po dejavnosti vsaj ene od svojih podružnic uvrščene v podrazred 63.300 SKD "Dejavnost potovalnih agencij in organizatorjev potovanj in s turizmom povezane dejavnosti". Izpis je zelo obsežen, iz raziskovanj v prejšnjih letih pa nam je znano, da se veliko teh subjektov ne ukvarja z dejavnostjo, ki jo spremljamo z vprašalnikom TU- AGEN, zato le-te iz raziskovanja za naslednje leto izločimo. Pri pripravljanju seznama poročevalskih enot uporabimo tudi seznam gospodarskih družb, ki so v predhodnem letu Agenciji RS za plačilni promet poslale zaključne račune in so bile glede na svojo glavno dejavnost uvrščene v podrazred 63.300 SKD. Seznam dopolnimo še s potovalnimi agencijami, za katere izvemmo iz propagandnih obvestil v sredstvih javnega obveščanja, pa v naših seznamih še niso bile zajete. Gre za potovalne agencije, katerih glavna dejavnost ni uvrščena v 63.300 SKD. Seznam poročevalskih enot za raziskovanje dela potovalnih agencij je v letu 2004 obsegal 233 delujočih agencij.

Odziv poročevalskih enot za leto 2004 je v primerjavi z letom prej na splošno malo slabši. Zelo malo enot nam je poročilo poslalo v roku. Žal pa nam letos poročila kljub več opominom niso poslale naslednje potovalne agencije: Palma d. o. o. Celje, TAO T&T d. o. o. Ljubljana in Atlantis d. o. o. Rogaška Slatina. Za te enote podatkov nismo ocenili.

Način zbiranja podatkov

Podatke zberemo z letnimi poročili o delu potovalnih agencij na vprašalniku TU- AGEN. Poročevalske enote ga izpolnijo v začetku leta - s podatki o svojem delu v preteklem letu.

Definicije in pojasnila

Potovalne agencije so pravne osebe in podjetnik posameznik, ki opravljajo dejavnost organiziranja turističnih potovanj.

Turistična potovanja so odhodi od doma z najmanj eno prenočitvijo, vendar ne z več kot 365 prenočitvami, in to zaradi preživljanja prostega

METHODOLOGICAL EXPLANATIONS

The purpose of the statistical survey

is to monitor activities of travel agencies.

Observation units

are business entities (legal persons and entrepreneurs) performing the services of travel agencies and organising travels (code of activity SCA is 63.300).

Sources

Sources of data shown here are the results of the survey entitled Report on Operation of Travel Agencies, which is carried out every year of the basis of the National Statistics Act (OJ RS No. 45/95 and No. 9/01) and the Annual Programme of Statistical Surveys for the year 2005 (OJ RS, No. 133/04). The survey is annual. The data are obtained on the basis of the TU-AGEN questionnaire, which is answered by business entities performing the services of travel agencies in the way of organising travels. Business entities whose activity is exclusively mediation of tourist travels (i.e. tourist agents) do not report. Reporting units report on organising trips of domestic tourists in Slovenia and in other countries and on travels of foreign tourists in Slovenia (broken down by country of origin) and on organising trips of domestic same-day visitors.

Coverage

The survey is based on full coverage. To prepare the list of reporting units we are using the register of issued licenses for performing the activity of organising and selling tourist travels, which is kept by the Chamber of Commerce and Industry of Slovenia. The list of reporting units is also based on the list of business entities from the Business Register of Slovenia that are according to their principal activity or activity of at least one of their units classified into the subclass 63.300 "activities of travel agencies and tour operators" of the Standard Classification of Activities. The list is very extensive; however, previous surveys showed that many of these firms are not engaged in the activity monitored with the TU-AGEN questionnaire. Therefore, these firms are eliminated from the next year's survey. In preparing the list of reporting units, we also use the list of companies that sent in the previous year final accounts to the Agency for Payments and were classified into the subclass 63.300 of the Standard Classification of Activities. The list is further supplemented by agencies which we learn about from their advertisements in the mass media but which are not yet in our lists. These are travel agencies the principal activity of which is not classified into the subclass 63.300. The list of reporting units in 2004 covered 233 operating agencies.

In general, in 2004 the response of the reporting units was slightly worse than a year before. Very few reporting units responded in time. Unfortunately, despite several reminders, the following travel agencies did not send their reports in 2004: Palma d. o. o. Celje, TAO T&T d. o. o. Ljubljana and Atlantis d. o. o. Rogaška Slatina. We did not estimate the data for these units.

Method of data collection

Data are collected with annual reports on travel agencies on TU-AGEN questionnaire, which are answered by reporting units at the beginning of the year with data on their operation in the past year.

Definitions and explanations

Travel agencies are legal persons and entrepreneurs performing the activity of organising tourist travels.

Tourist trips are departures from home with at least one night but not more than 365 nights spent due to leisure, business or other reasons, but



časa, poslov ali drugih razlogov, vendar ti v kraju potovanja niso pridobitnega značaja. V tej publikaciji predstavljamo le podatke o potovanjih, ki so jih organizirale potovalne agencije.

Turist je oseba, ki v kraju, ki ni njegovo običajno bivališče, prenoči vsaj eno noč v gostinskem ali kakem drugem nastanitvenem objektu zaradi počitka ali rekreacije, zdravja, študija, športa, religije, družine, dela, javne misije ali shoda. Med turiste ne štejemo emigrantov, beguncev, diplomatov in njihovih družinskih članov, uslužbencev konzulata, članov oboroženih sil in podobno.

Izletnik je oseba, ki odpotuje iz običajnega življenjskega okolja za manj kot 24 ur, vendar ne zaradi opravljanja aktivnosti, za katero prejme plačilo v obiskanem kraju.

Objavljanje rezultatov

Statistične informacije. Turizem. Slovenske potovalne agencije.

KOMENTAR

V letu 2004 se je z organiziranjem enodnevnih izletov in potovanj za domače turiste po domovini in tujini ter z organizacijo potovanj tujih turistov v Sloveniji ukvarjalo 233 potovalnih agencij.

Skupno število domačih turistov, ki so potovali v organizaciji slovenskih potovalnih agencij in med potovanjem najmanj enkrat prenočili, se je v primerjavi z letom 2003 zmanjšalo za 0,9 %, število njihovih prenočitev pa za 2,9 %. Med temi je bilo tistih turistov, ki so potovali po Sloveniji in med tem najmanj enkrat prenočili, za 11,1 % manj, tistih, ki so potovali v tujino in med tem vsaj enkrat prenočili, pa za 0,6 % več kot v letu 2003. Potovanja po Sloveniji so bila glede na število prenočitev povprečno nekoliko krajša kot v letu 2003, in sicer so trajala 3,7 prenočitve, potovanja v tujino pa so bila enako dolga kot v letu 2003 in so trajala v povprečju 5,8 prenočitve.

V letu 2004 so agencije organizirale potovanja z najmanj eno prenočitvijo za 650 382 domačih turistov. Od tega jih je 11,4 % letovalo v Sloveniji, preostali so potovali v tujino, in sicer najpogosteje (39,5 %) na Hrvaško, potovanja po Hrvaški pa so trajala v povprečju 5,9 prenočitve (ali za 0,4 prenočitve manj kot leto pred tem). Druge države, kamor so Slovenci v letu 2004 pogosteje potovali, pa so bile: Italija (8,8 %), Grčija (7,1 %), Avstrija (3,8 %), Turčija (2,9 %), Francija (2,6 %), Srbija in Črna gora (2,4 %), Nemčija (2,3 %), Tunizija (1,9 %), Egipt (1,9 %), Bolgarija (1,6 %), Češka republika (1,1 %), Velika Britanija (1,1 %) in Madžarska (1,0 %).

7,5 % domačih turistov je potovalo v neevropske države; 59,4 % od teh je potovalo v afriške države in tam prenočilo v povprečju 8,1-krat, 21,4 % v države Amerike in tam prenočilo povprečno 10,0-krat, 19,2 % turistov pa v države Azije in tam prenočilo povprečno 10,6 -krat.

Delež potovanj domačih turistov (z najmanj eno prenočitvijo) po Evropi se je v primerjavi z letom 2003 povečal za 0,3 odstotne točke, po Sloveniji pa za 1,3 odstotne točke zmanjšal. Povečal se je delež potovanj v neevropske države; ta potovanja so trajala povprečno 9 dni, to je skoraj za polovico dneva dlje kot leto prej. Potovanja domačih turistov po Sloveniji in po Evropi pa so bila v letu 2004 nekoliko krajša; potovanja po Sloveniji so trajala povprečno 3,7 prenočitve (za 0,6 prenočitve manj kot v letu 2003), potovanja po Evropi pa povprečno 5,5 prenočitve (prejšnje leto 5,6 prenočitve).

Glavna sezona potovanj domačih turistov z najmanj eno prenočitvijo je v času glavnih dopustniških mesecev. Pri potovanjih v tujino je bil v letu 2004 to mesec julij, pri potovanjih po Sloveniji pa avgust.

Potovanja domačih turistov po Sloveniji so enakomerneje porazdeljena

not to make profit in the place visited. In this publication we present only the data on travels organised by travel agencies.

Tourists are people who, in a location outside their place of permanent residence, spend at least one night in a hotel or some other accommodation establishment for rest or recreation, health, study, sport, religion, family, work, public mission or gathering. The following groups of people are not considered to be tourists: migrants, refugees, diplomats and their family members, people working in consulates, members of armed forces, etc.

Same-day visitors are people who leave their usual place of residence for less than 24 hours, but not to make profit in the place visited.

Publishing

Rapid Reports. Tourism. Slovenian Travel Agencies.

COMMENT

In 2004, 233 travel agencies were engaged in organising trips and travels of domestic tourists in Slovenia and abroad and travels of foreign tourists in Slovenia.

Compared to 2003 the number of domestic tourists traveling with at least one night spent with the assistance of Slovenian travel agencies fell by 0.9% and the number of nights spent by them fell by 2.9%. There were 11.1% less domestic tourists with at least one night spent in Slovenia and 0.6% more abroad than a year before. As regards the number of nights, the duration of the average travel in Slovenia decreased to 3.7 nights, while travels abroad were the same as in 2003; they lasted on average 5.8 nights.

In 2004, travel agencies organised travels with at least one night spent for 650,382 domestic tourists: 11.4% of them spent their holidays in Slovenia. Most Slovenian tourists (39.5%) travelled to Croatia, where they spent on average 5.9 nights, i.e. 0.4 of night less than in 2003. Other most frequent destination countries were Italy (8.8%), Greece (7.1%), Austria (3.8%), Turkey (2.9%), France (2.6%), Serbia and Montenegro (2.4%), Germany (2.3%), Tunisia (1.9%), Egypt (1.9%), Bulgaria (1.6%), Czech Republic (1.1%), United Kingdom (1.1%) and Hungary (1.0%).

7.5% domestic tourists travelled outside Europe, of that 59.4% to African countries, where they spent on average 8.1 nights, 21.4% to America, with the average number of 10.0 nights, and 19.2% to countries of Asia, where they spent on average 10.6 nights.

Compared to 2003 the share of travels of domestic tourists to European countries increased by 0.3 percentage points and the share of travels in Slovenia decreased by 1.3 percentage points. The share of travels to countries outside Europe increased as did the time spent on these travels – almost by half a day, lasting on average 9 nights. Travels of domestic tourists in Slovenia and in Europe were in 2004 a little shorter: in Slovenia lasted on average 3.7 nights (0.6 night less than in 2003), in Europe lasted on average 5.5 nights (in previous year 5.6 nights).

Most travels of domestic tourists with at least one night spent are taken during the summer holidays. Travels abroad in 2004 are mostly taken in July. Most travels in 2004 in Slovenia are taken in August.

In general, travels of domestic tourists in Slovenia are more evenly



po mesecih. Od junija do avgusta 2004 je bilo 35,1 % potovanj, decembra, januarja in februarja 2004 jih je bilo 26,3 %, v času pomladanskih potovanj od marca do maja 2004 pa jih je bilo 21,6 %.

Pri potovanjih domačih turistov v tujino se močneje odraža čas glavnih dopustov: od junija do avgusta 2004 je potovalo v tujino 52,6 % turistov, v zimskih mesecih 12,7 %, v pomladnih pa 18,7 %.

V zimskih mesecih je v organizaciji potovalnih agencij odpotovalo na smučanje (z najmanj eno prenočitvijo) 23 956 slovenskih turistov: za domači teren se jih je odločilo 21,0 %, za tujino pa 79,0 %. V primerjavi z letom 2003 se je število domačih turistov na smučanju v Sloveniji zmanjšalo za dobro polovico, v tujini pa za 38,9 %.

Med 213 543 domačimi izletniki je bilo 114 952 takih, ki so se odločili za Slovenijo, in 98 591 takih, ki so šli na izlet v tujino, in sicer jih je šlo največ v Italijo (46,2 %); sledile so Avstrija (28,0 %), Hrvaška (13,1 %), Madžarska (5,4 %) in Nemčija (3,6 %).

Skupno število udeležencev na enodnevni izletih v letu 2004 je bilo za 3,5 % manjše kot leto prej. Udeležencev izletov po Sloveniji je bilo za 8,8 % manj, po tujini pa za 3,5 % več.

Slovenske potovalne agencije so v letu 2004 organizirale potovanje tudi za 219 169 tujih turistov; ti so v Sloveniji prenočevali povprečno 5,3-krat, (to je za 0,2 prenočitve manj kot v letu prej). Vseh prenočitve tujcev pri nas pa je bilo 1 157 081, to je za 6,5 % več kot v letu 2003.

Največ tujih turistov so v letu 2004 slovenske potovalne agencije pripeljale iz Nemčije (23,0 %). V primerjavi z letom 2003 se je obisk turistov iz te države povečal za 17,5 %. Njihovo bivanje pa je bilo nekoliko krajše in je trajalo v povprečju 4,9 prenočitve. Turistov iz Italije je bilo 15,0 % oz. številčno več kot leto prej. Njihovo bivanje pri nas pa je trajalo 4,2 prenočitve. Med pogostejšimi tujimi turisti pri nas so tudi Avstrijci, vendar jih je bilo v letu 2004 glede na 2003 za 15,3 % manj, skrajšal pa se je tudi čas njihovega bivanja pri nas (s 5,8 prenočitve na 5,4 prenočitve).

Med tujimi turisti, ki so v letu 2004 obiskali Slovenijo, jih je bilo 10,8 % iz Velike Britanije; njihov obisk se je v letu 2004 glede na 2003 številčno povečal za 1,3 %. Njihovo bivanje pri nas je v povprečju trajalo 8,4 prenočitve ali skoraj za pol prenočitve manj kot leto pred tem. 6,8 % tujih turistov je v letu 2004 prišlo k nam iz Izraela, njihovo bivanje pri nas pa je trajalo le 3,5 prenočitve. Obisk Francozov se je v letu 2004 glede na 2003 povečal za 1,2-krat. Zabeleženih je bilo 7 646 francoskih turistov, prenočili pa so povprečno 4,3-krat. Število turistov iz Madžarske (3,4 %) se je v primerjavi z letom 2003 povečalo za 11,3 %. Ti turisti so pri nas prenočili povprečno 3,4-krat. Sledili so turisti iz Ruske federacije (3,0 %, povprečno 9,5 prenočitve), turisti iz Nizozemske (2,2 %, povprečno 5,9 prenočitve), turisti iz Belgije (4 599 turistov, povprečno 5,0 prenočitev), turisti iz Irske (za 1,5-krat večji obisk oz. 1,9 %; povprečno 8,9 prenočitve). Turistov iz Hrvaške je bilo za 3,5 % manj kot prejšnje leto; med tujimi turisti pri nas so dosegli 1,8-odstotni delež, njihovo bivanje pri nas pa je trajalo povprečno 9,9 prenočitve.

distributed through all the months of the year. From June to August 2004 35.1% of travels were realized, December, January and February 2004 accounted for 26.3% of travels, while in spring from March to May 2004 21.6% of travel took place.

For travels of domestic tourists abroad, the months of summer holidays were more important for 52.6% of tourists who travelled between June and August 2004. In winter 12.7% tourists travelled and in spring 18.7% tourists.

In the winter months, 23,956 Slovenian tourists travelled for skiing, organised by Slovenian travel agencies. Of that 21.0% were in Slovenia and 79.0% abroad. In comparison with 2003, the number of domestic tourists on skiing in Slovenia decreased by almost a half and the number of those skiing abroad decreased by 38.9%.

Among 213,543 domestic visitors, 114,952 decided to stay in Slovenia and 98,591 to go abroad. Most (46.2%) of them were in Italy, followed by Austria (28.0%), Croatia (13.1%), Hungary (5.4%), and Germany (3.6%).

Compared to 2003 the total number of same-day domestic visitors decreased in 2004 by 3.5%. Of that their number decreased in Slovenia by 8.8% and increased abroad by 3.5%.

In 2004, Slovenian travel agencies organised travels of 219,169 foreign tourists, who spent on average 5.3 nights in Slovenia or 0.2 night less than a year before. There were 1,157,081 overnight stays of foreign tourists in Slovenia, i.e. 6.5% more than in 2003.

In 2004 most foreign tourists came from Germany (23.0%). Compared to 2003, the share of German tourists increased by 17.5%. However, their staying was shorter and took on average 4.9 nights. Tourists from Italy represented 15.0% of all foreign tourists. The number of Italian tourists was a little bigger than a year before. Their staying was 4.2 nights. Among foreign tourists in Slovenia the third most numerous are Austrians. In 2004 we had 15.3% less Austrians in Slovenia than in 2003, on average their staying was shorter (from 5.8 to 5.4 nights).

In 2004, 10.8% of tourists came from the United Kingdom. Their staying increased in comparison with 2003 by 1.3% and took on average 8.4 nights, which is half of a day shorter than a year before. 6.8% of foreign tourists came from Israel, but they stayed only 3.5 nights. In 2004 the French enlarged their visit by 1.2 times in comparison with 2003. There were 7,646 tourists staying for 4.3 nights on average. The number of tourists coming from Hungary (3.4%) increased by 11.3% in comparison with 2003. These tourists stayed in Slovenia on average 3.4 nights. Then followed tourists from the Russian Federation by 3.0% and made 9.5 overnight stays. From the Netherlands came 2.2% of tourists in 2004. These tourists stayed on average 5.9 nights. 4,599 tourists came to Slovenia from Belgium and took on average 5.0 nights. 1.5 times more tourists came from Ireland (1.9%). These tourists stayed in Slovenia on average 8.9 nights. There were 3.5% less tourists from Croatia than in 2003— which represented a 1.8% share of incoming tourists. These tourists stayed 9.9 nights.

Pripravljal/ Prepared by: Edita Glinšek

Izdaja, založba in tisk Statistični urad Republike Slovenije, Ljubljana, Vožarski pot 12 - **Uporaba in objava podatkov dovoljena le z navedbo vira** - Odgovarja generalna direktorica mag. Irena Krizman - Urednica zbirke Statistične informacije Marina Urbas - Urednica podzbirke Edita Glinšek - Slovensko besedilo jezikovno uredila Ivanka Zobec - Angleško besedilo jezikovno uredil Boris Panič - Naklada 175 izvodov - ISSN zbirke Statistične informacije 1408-192X - ISSN podzbirke Turizem 1854-1275 - Informacije daje Informacijsko središče, tel.: (01) 241 51 04 - El. pošta: info.stat@gov.si - http://www.stat.si.

Edited, published and printed by the Statistical Office of the Republic of Slovenia, Ljubljana, Vožarski pot 12 - **These data can be used provided the source is acknowledged** - Director-General Irena Krizman - Rapid Reports editor Marina Urbas - Subject-matter editor Edita Glinšek - Slovene language editor Ivanka Zobec - English language editor Boris Panič - Total print run 175 copies - ISSN of Rapid Reports 1408-192X - ISSN of subcollection Tourism 1854-1275 - Information is given by the Information Centre of the Statistical Office of the Republic of Slovenia, tel.: +386 1 241 51 04 - E-mail: info.stat@gov.si - http://www.stat.si.