



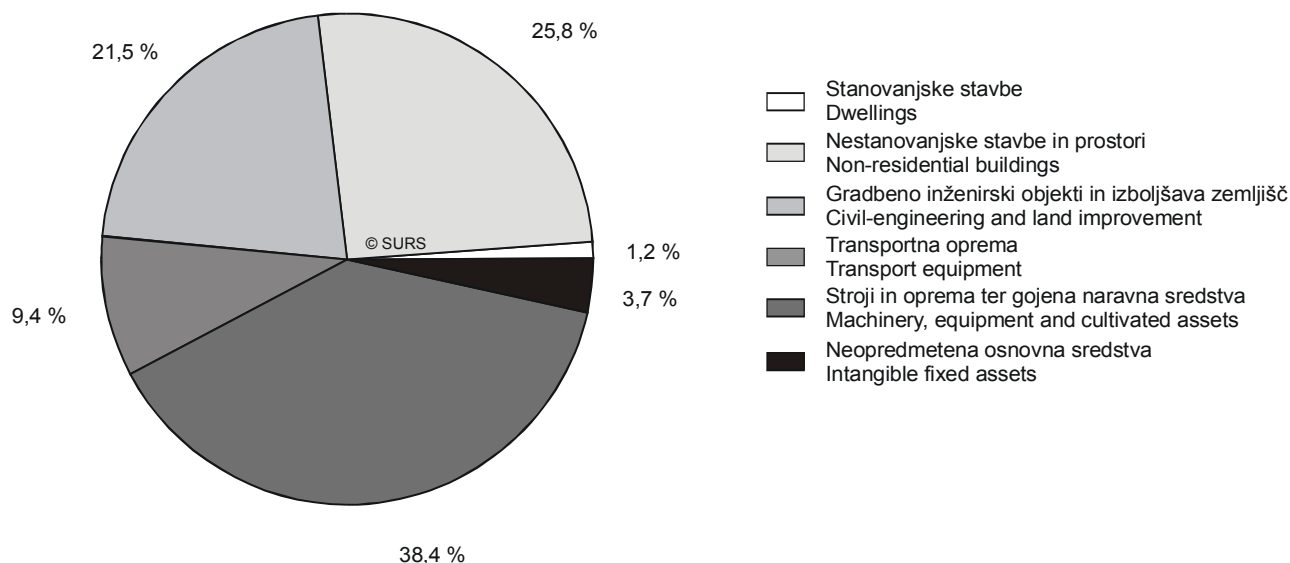
BRUTO INVESTICIJE V OSNOVNA SREDSTVA, SLOVENIJA, 2006

GROSS INVESTMENT, SLOVENIA, 2006

- ▶ V letu 2006 so podjetja, družbe in organizacije ustvarili za 5.391,9 mio EUR investicij v nova in rabljena osnovna sredstva.
- ▶ V celotni strukturi investicij so največji delež obsegale investicije v nove in rabljene gradbene objekte, in sicer 48,5 %.
- ▶ Največji delež vseh investicij v nova in rabljena osnovna sredstva, to je 80,8 %, so ustvarile dejavnosti, ki so v SKD 2002 uvrščene v področja C, D, E, F, L, G in I.
- ▶ Občina Ljubljana je med vsemi občinami ustvarila največji delež vseh bruto investicij v nova osnovna sredstva (31,0 %).
- ▶ Več kot polovico vseh investicij v Sloveniji so v letu 2006 ustvarili v občinah Ljubljana, Novo mesto, Maribor, Koper, Celje in Kranj.
- ▶ Vrednost vlaganj na prebivalca je bila največja v osrednjeslovenski regiji, in sicer 3.743 evrov, sledili sta ji jugovzhodna Slovenija s 3.672 evrov in obalno-kraška regija z 2.958 evrov.
- ▶ In 2006, enterprises, companies and organisations paid EUR 5,391.9 million for gross investment (new and existing assets).
- ▶ The largest share of total gross investment was paid for new and existing buildings and structures, i.e. 48.5%.
- ▶ The largest share of gross investment - new and existing assets (80.8%) was created by sections C, D, E, F, L, G and I of the Standard Classification of Activities.
- ▶ As regards municipalities, the largest share of gross investment in new assets was created in Ljubljana (31.0%).
- ▶ In 2006 more than a half of total gross investment in Slovenia was created in municipalities Ljubljana, Novo mesto, Maribor, Koper, Celje and Kranj.
- ▶ The largest investment per capita by region was observed in Osrednjeslovenska region (EUR 3,743), followed by Jugovzhodna Slovenija (EUR 3,672) and Obalno-Kraška region (EUR 2,958).

Slika 1: Struktura bruto investicij v nova in rabljena osnovna sredstva, Slovenija, 2006

Chart 1: Structure of gross investment in new and fixed existing assets, Slovenia, 2006



**KOMENTAR**

V letu 2006 so podjetja, družbe in organizacije z 20 in več zaposlenimi ustvarili za 5.391,9 mio EUR investicij v nova in rabljena osnovna sredstva, leto prej pa za 4.720,0 mio EUR. Nominalna rast bruto investicije glede na leto 2005 tako znaša 14,2 %. To pomeni realno povečanje, saj je bila povprečna stopnja inflacije v letu 2006 2,5-odstotna.

**Viri financiranja bruto investicij**

Podjetja, družbe in organizacije so za svoje investicije v letu 2006 v največji meri črpala sredstva iz lastnih virov in iz združenih sredstev (51,4 %). Sledili so jim viri iz finančnih kreditov in lizinga (29,3 %). Financiranja namenskih skladov - predvsem iz proračuna države in občin - ter pridobitev osnovnih sredstev brez denarnih nadomestil je bilo za 19,3 % vseh sredstev za investicije v nova in rabljena osnovna sredstva. V primerjavi z letom 2005 se je struktura virov financiranja spremenila; zmanjšali so se lastni in povečali finančni viri. Povečalo je tudi financiranje iz namenskih skladov (slika 2).

**COMMENT**

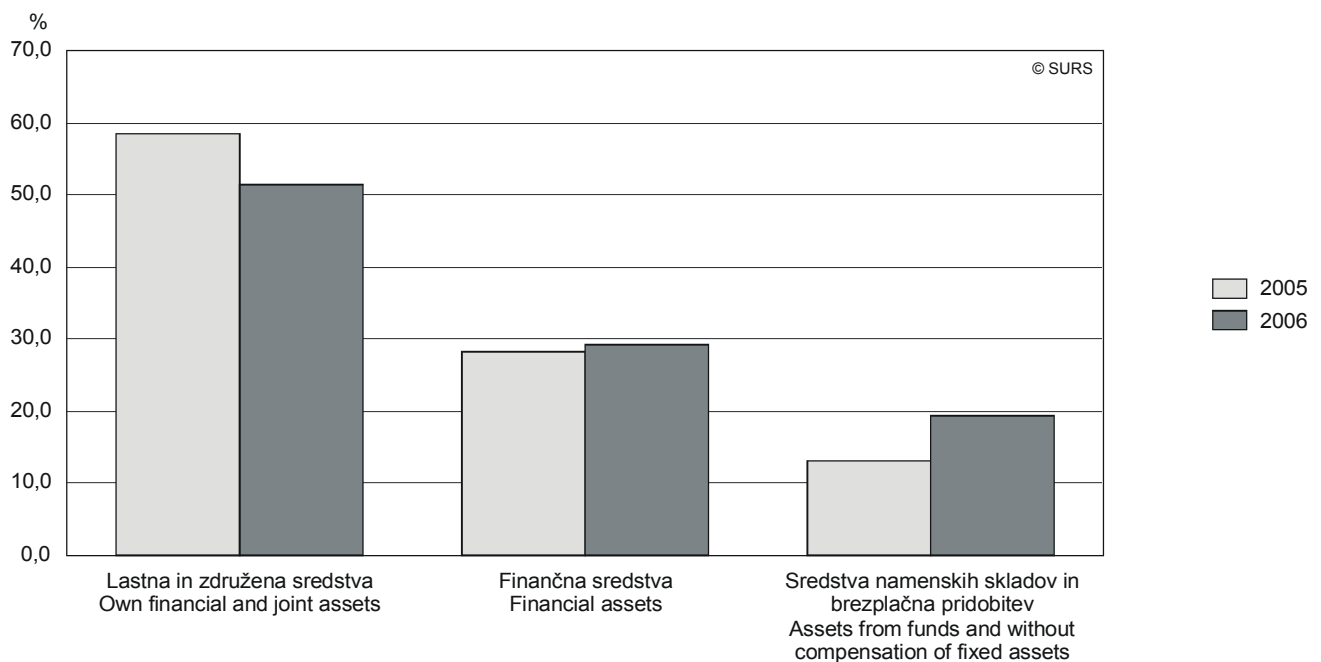
In 2006, enterprises, companies and organisations employing 20 or more employees created EUR 5,391.9 million for gross investment (new and existing assets), while in 2005 EUR 4,720.0 million was created. The nominal increase compared to 2005 was 14.2%, which means that there was a real increase since the annual inflation rate in 2006 was 2.5%.

**Sources of financing of gross investment**

In 2006 the enterprises financed their gross investment mostly by own financial assets and joint assets (51.4%), followed by financial credits and leasing (29.3%). Obtaining assets of funds - mostly from the state and municipalities budgets - and fixed assets without monetary compensation represented 19.3% of gross investment in new and existing fixed assets. Compared to 2005 the structure of financing changed; own financial assets decreased and the financial assets increased. The financing from own funds increased as well (Chart 2).

**Slika 2: Struktura virov financiranja bruto investicij v nova in rabljena osnovna sredstva, Slovenija, 2006**

Chart 2: Structure of financing of gross investment in new and existing fixed assets, Slovenia, 2006



### Bruto investicije po dejavnosti

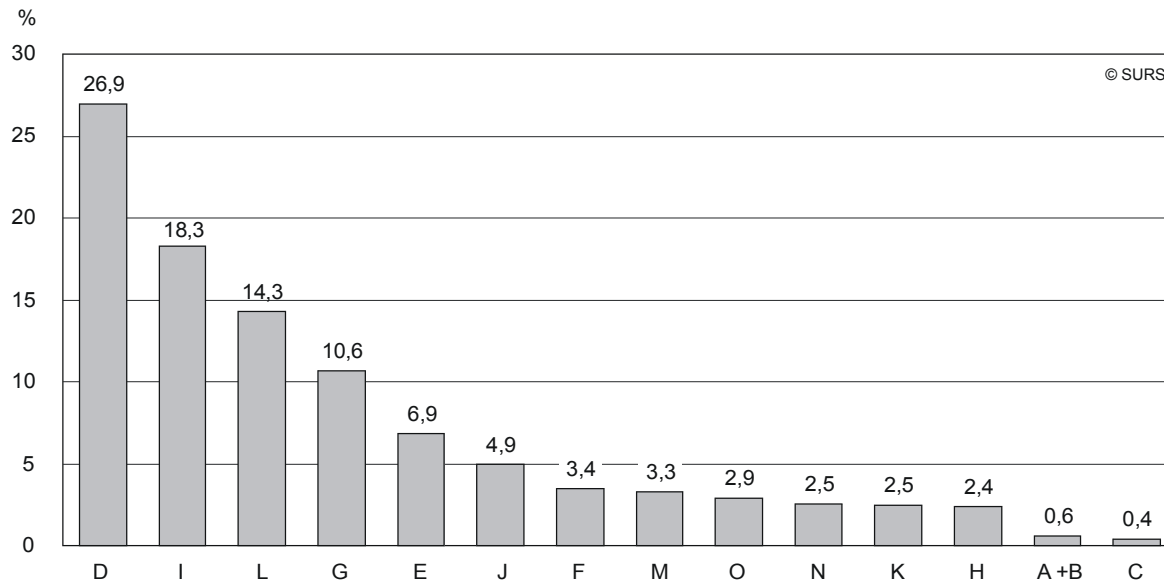
Prikaz strukture bruto investicij v nova in rabljena osnovna sredstva v letu 2006 kaže, da je bila vrednost vlaganj največja v industriji (področja C, D, E in F), kjer je dosegla skoraj 38-odstotni delež vseh investicij v nova in rabljena osnovna sredstva (slika 3).

### Gross investment by activity

The largest investment was created by industry (C, D, E and F) with nearly 38% of total investment in 2006, which is shown in the structure of gross investment (Chart 3).

**Slika 3: Struktura bruto investicij v nova in rabljena osnovna sredstva po dejavnosti investitorja, Slovenija, 2006**

Chart 3: Structure of gross investment in new and existing fixed assets by activity of investor, Slovenia, 2006

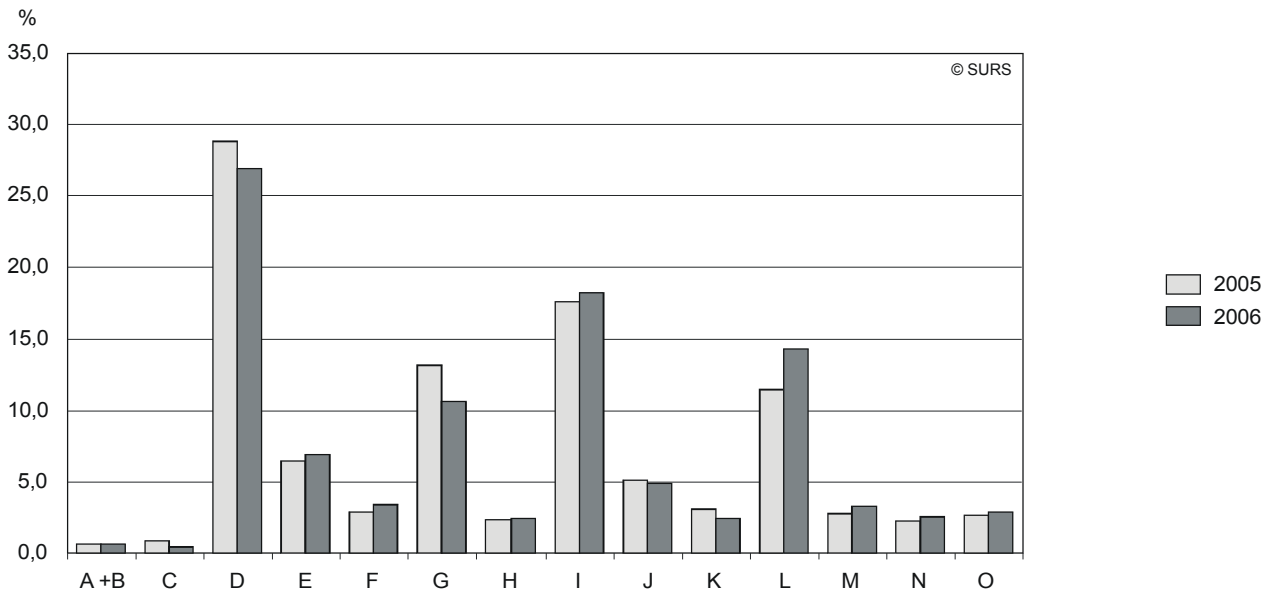


- A +B Kmetijstvo, lov, gozdarstvo in ribištvo / Agriculture, hunting, forestry and fishing
- C Rudarstvo / Mining and quarrying
- D Predelovalne dejavnosti / Manufacturing
- E Oskrba z elektriko, plinom, vodo / Electricity, gas and water supply
- F Gradbeništvo / Construction
- G Trgovina; popravila mot. Vozil / Wholesale, retail; certain repair
- H Gostinstvo / Hotels and restaurants
- I Promet, skladiščenje, zveze / Transport, storage and communication
- J Finančno posredništvo / Financial intermediation
- K Nepremičnine, najem, poslovne storitve / Real estate, renting & business activities
- L Javna uprava, obramba, socialno zavarovanje / Public administration & defence; comp. soc. sec.
- M Izobraževanje / Education
- N Zdravstvo, socialno varstvo / Health and social work
- O Dr. javne, skupne in osebne storitve / Other social and personal services

V letu 2006 so največji delež investicij v nova in rabljena osnovna sredstva v primerjavi z letom 2005 ustvarile predelovalne dejavnosti (področje D), in sicer 26,9 %, leto prej pa 28,9 %. Sledili so ji naslednje dejavnosti: promet, skladiščenja, zveze (področje I) z 18,3 %, javna uprava (področje L) s 14,3 % in trgovina; popravila motornih vozil (področje G) z 10,6 %. V letu 2005 pa so področju D sledili: promet, skladiščenja, zveze (področje I) s 17,6 %, javna uprava (področje L) s 11,4 % in trgovina; popravila motornih vozil (področje G) s 13,2-odstotnim deležem vseh investicij (slika 4).

Both in 2006 and in 2005 the largest share of gross investment in new and existing assets was created by manufacturing (section D); in 2006 26.9% and in 2005 28.9%. In 2006 section D was followed by transport, storage and communication (section I) with 18.3%, public administration (section L) with 14.3% and trade, repair of motor vehicles (section G) with 10.6%. In 2005 section D was followed by transport, storage and communication (section I) with 17.6%, public administration (section L) with 11.4% and trade, repair of motor vehicles (section G) with 13.2% (Chart 4).

**Slika 4: Struktura bruto investicij v nova in rabljena osnovna sredstva po dejavnosti investitorja, Slovenija, 2005 in 2006**  
Chart 4: Structure of gross investment in new and existing fixed assets by activity of investor, Slovenia, 2005 and 2006

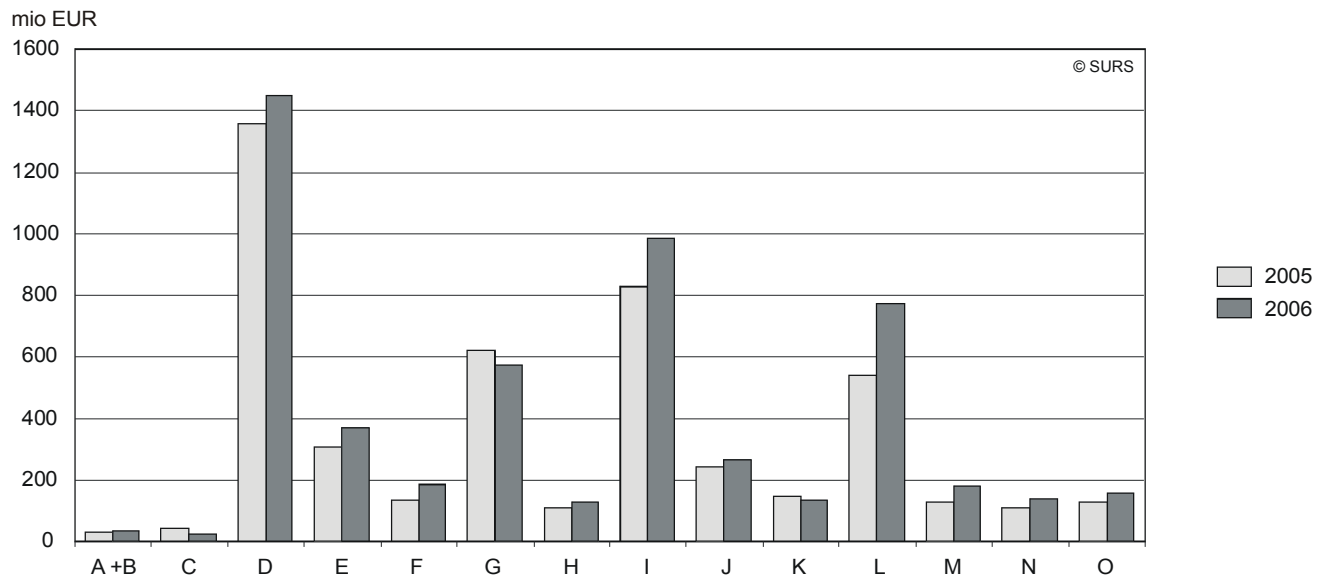


Kot smo že ugotovili, je bilo nominalno povečanje bruto investicij v letu 2006 v primerjavi s predhodnim letom več kot 14-odstotno. Primerjava podatkov po dejavnostih med letoma 2005 in 2006 kaže, da je bil največji porast investicij, in sicer 43-odstoten, v javni upravi (področje L). Porast je bil predvsem rezultat večjih vlaganj v gradbene inženirske objekte - to je predvsem infrastruktura. Skoraj 41-odstotni porast je bil zabeležen v izobraževanju (področje M), nastal pa je zaradi večjih vlaganj v nestanovanjske gradnje. Povečanje investicij v letu 2006 v primerjavi s predhodnim je bilo zabeleženo tudi v dejavnosti gradbeništvo (področje F). Tu je porast znašal več kot 38 odstotkov, nastal pa je zaradi povečanja vlaganj v stroje in opremo. Povečale so se naložbe v zdravstvo (področje N), ki so znašale več kot 27 %, in sicer gre za naložbe v stroje in opremo. Več kot 23-odstotno povečanje investicij je bilo zabeleženo v drugih javnih, skupnih in osebnih storitvah (področje O), in sicer kot posledica večjih vlaganj v gradbene objekte. Povečanje investicij za skoraj 21 % je bilo tudi v oskrbi z elektriko, plinom in vodo (področje E), predvsem zaradi povečanj vlaganj v gradbena dela. V prometu, skladiščenju, zvezah (področje I) so se vlaganja povečala za skoraj 19 %, in sicer kot posledica povečanja gradbenih del (slika 5).

As already stated, compared to 2005 the nominal increase in gross investment in 2006 was more than 14%. The data comparison between 2005 and 2006 by activities shows that the largest increase in investment was recorded in public administration (section L) with 43%, mostly as a result of larger investment in civil-engineering. In education (section M) the increase of nearly 41% was recorded due to investment in non-residential buildings. The increase in investment was shown in 2006 compared to 2005 also in construction (section F) with almost 38% due to increase in investment in machinery and equipment. The increase in investment was also observed in health and social work (section N) where it amounted to more than 27% due to investing in machinery and equipment. More than 23% of investment increase was perceived in other social and personal services (section O) due to investments in construction. Investment increase of nearly 21% was perceived in electricity, gas and water supply (section E), due to investment in construction work. In transport, storage and communication (section I) investment increased by over 19% due to enlargement of construction work (Chart 5).

**Slika 5: Bruto investicije v nova in rabljena osnovna sredstva po dejavnosti investitorja, Slovenija, 2005 in 2006**

Chart 5: Gross investment in new and existing fixed assets by activity of investor, Slovenia, 2005 and 2006

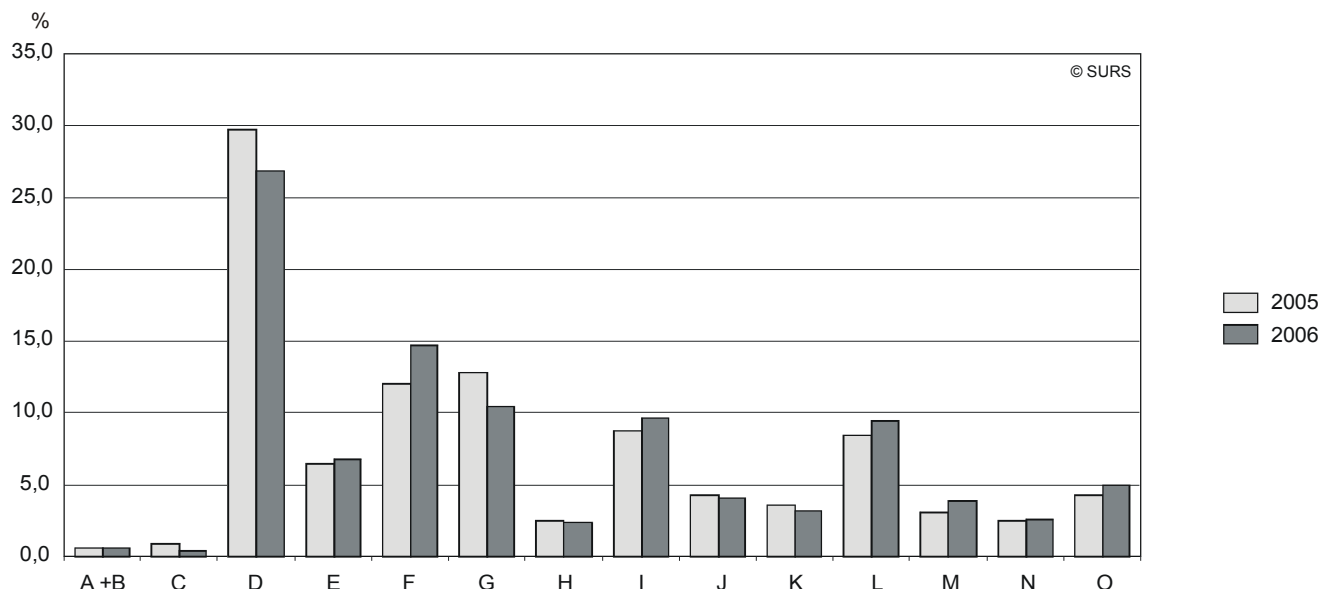


Bruto investicije v nova osnovna sredstva v letu 2006 so znašale 5.161,9 mio EUR, leto prej pa 4.417,9 mio EUR. Nominalni porast investicij je bil skoraj 17-odstoten. Zanimiva je primerjava strukture bruto investicije v letih 2005 in 2006, kjer razporedimo gradbena inženirska dela v gradbeništvo (področje F). Primerjava povprečja deležev investicij v nova osnovna sredstva po področjih dejavnosti investitorja za leti 2005 in 2006 kaže, da se je največ vlagalo v predelovalne dejavnosti (področje D), in sicer v povprečju za to obdobje 28,3 %. Sledili so gradbeništvo (področje F) s 13,4 %, trgovina; popravila motornih vozil (področje G) z 11,6 %, promet, skladiščenja, zveze (področje I) z 9,2 % in javna uprava, obramba, socialno zavarovanje (področje L) z 9,0 %. V povprečju so omenjena področja (D, F, G, I in L) obsegala več kot 71-odstotni povprečni delež vseh investicij v nova osnovna sredstva v letih 2005 in 2006 (slika 6).

In 2006, gross investment in new assets was EUR 5,161.9 million and a year before EUR 4,417.9 million. The nominal increase between 2005 and 2006 was nearly 17%. The comparison of the structure of gross investment in new assets by activities in which investment was created is interesting for 2005 and 2006 because of the reclassification of construction work in construction (section F). The comparisons of the average shares of investment in new assets by sections where the investment was created in the 2005-2006 period shows that the largest share was created by manufacturing (section D) with 28.3%, followed by construction (section F) with 13.4%, trade, repair of motor vehicles (section G) with 11.6%, transport, storage and communication (section I) with 9.2% and public administration (section L) with 9.0%. On average, all mentioned sections together created more than 71% of total investment in new and existing assets in 2005 and 2006 (Chart 6).

**Slika 6: Struktura bruto investicij v nova osnovna sredstva po dejavnostih, v katere se je investiralo, Slovenija, 2005 in 2006**

Chart 6: Structure of gross investment in new fixed assets by activities where investment was created, Slovenia, 2005 in 2006



**Bruto investicije v osnovna sredstva**

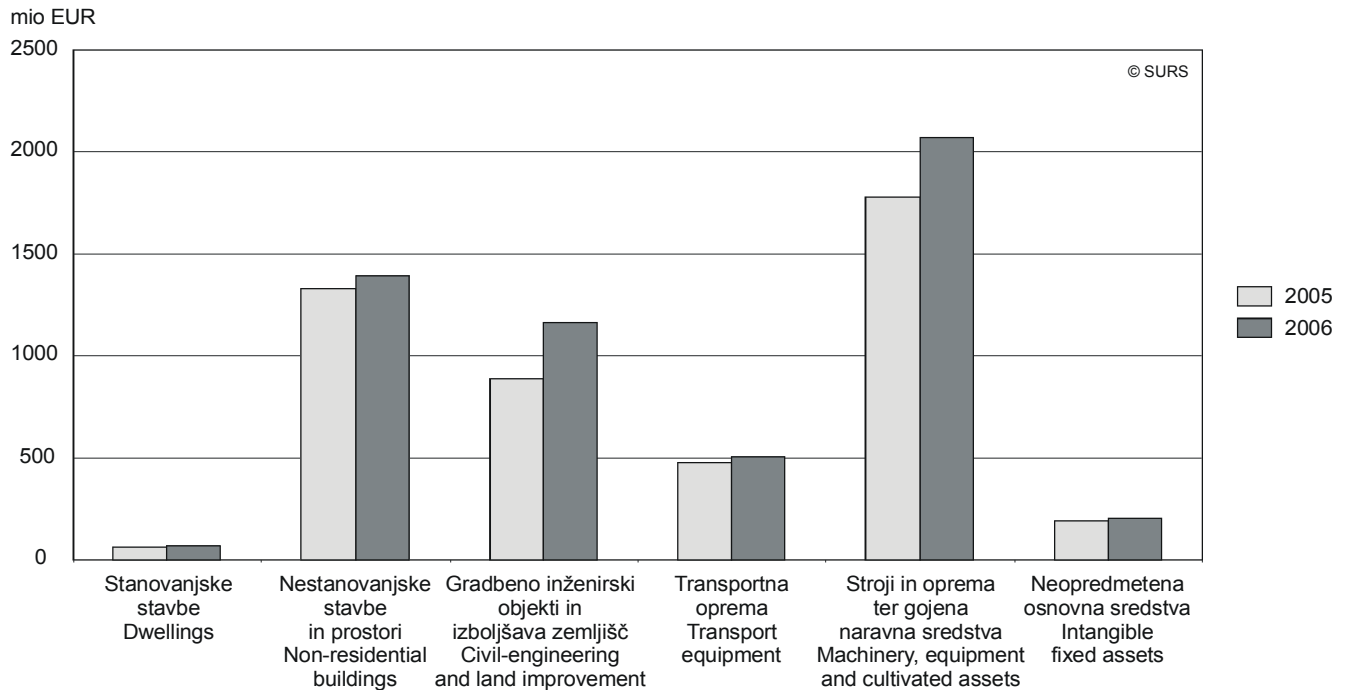
V sliki 7 prikazujemo bruto investicije v nova in rabljena osnovna sredstva po skupinah. V letu 2006 so se v primerjavi s predhodnim letom najbolj povečala vlaganja v naslednja osnovna sredstva: v gradbene inženirske objekte (za 31,0 %), stroji in oprema (za 16,1 %) in stanovanjske stavbe (za 9,1 %).

**Gross investments in fixed assets**

Chart 7 presents gross investments in new and existing assets by groups. In 2006 compared to the previous year the largest investment increase was observed in the following fixed assets: civil engineering (by 31.0%), followed by machinery and equipment with 16.1% and dwellings with 9.1%.

**Slika 7: Bruto investicij v nova in rabljena osnovna sredstva po dejavnosti investitorja, Slovenija, 2005 in 2006**

Chart 7: Gross investment in new and existing fixed assets by activity of investor, Slovenia, 2005 and 2006

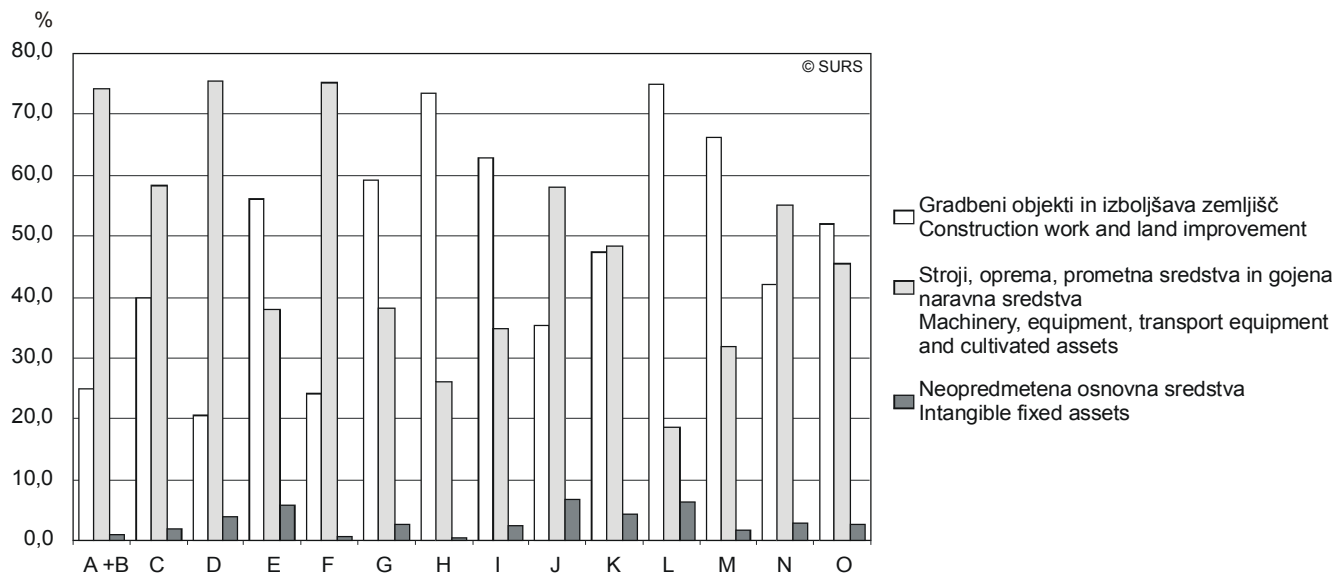


Deleži bruto investicij v stroje, opremo in transportna sredstva so bili največji v predelovalni dejavnosti (področje D) saj so tam za te namene namenili 75,5 % vseh investicij v letu 2006. Sledili so gradbeništvo (področje F) s 75,1 % in kmetijstvo, lov, gozdarstvo in ribištvo (področji A in B) s 74,1 %. Gradili pa so največ v javni upravi, obrambi in socialnem zavarovanju (področje L), saj so gradbenim objektom in izboljšavi zemljišč namenili 75,0 % vseh bruto investicij v letu 2006, sledili so gostinstvo (področje H) s 73,4 %, izobraževanje (področje M) z 66,3 %, promet, skladiščenje in zveze (področje I) z 62,8 % in trgovina; popravila motornih vozil (področje G) z 59,2 % (slika 8).

The share of gross investment in machinery, equipment and transport equipment was the largest in manufacturing (section D) as for that purpose 75.5% of total investment was intended in 2006. This was followed by construction (section F) with 75.1%, and agriculture, hunting, forestry and fishing (sections A and B) with 74.1%. Most constructions took place in public administration (section L), where in 2006 75.0% of total investment from that section was intended for construction work and land improvement, followed by hotels and restaurants (section H) with 73.4%, education (section M) with 66.3%, transport storage and communication (section I) with 62.8% and wholesale, retail and certain repair (section G) with 59.2% (Chart 8).

**Slika 8: Deleži novih in rabljenih skupin osnovnih sredstev po dejavnosti investitorja, Slovenija, 2006**

**Chart 8: Shares of new and existing types of fixed assets by activity of investor, Slovenia, 2006**



**Bruto investicije po teritorialni razdelitvi**

Podatke o bruto investicijah v nova osnovna sredstva po teritorialni razdelitvi prikazujemo po občinah in regijah.

**Bruto investicije po občinah**

V občinah je bilo v letu 2006 investiranih v nova osnovna sredstva 5.161,9 mio EUR, leto prej pa 4.417,9 mio EUR. Med občinami je bila po deležu vseh ustvarjenih investicij v nova osnovna sredstva v letu 2006 na prvem mestu občina Ljubljana (31,0 %); sledile so ji občine Novo mesto (7,5 %), Maribor (7,3 %), Koper (3,9 %), Celje (3,7 %), in Kranj (2,4 %). V omenjenih šestih občinah je bila v letu 2006 ustvarjena več kot polovica (55,9 %) vseh investicij v Sloveniji (slika 9).

**Gross investment by classification of territory**

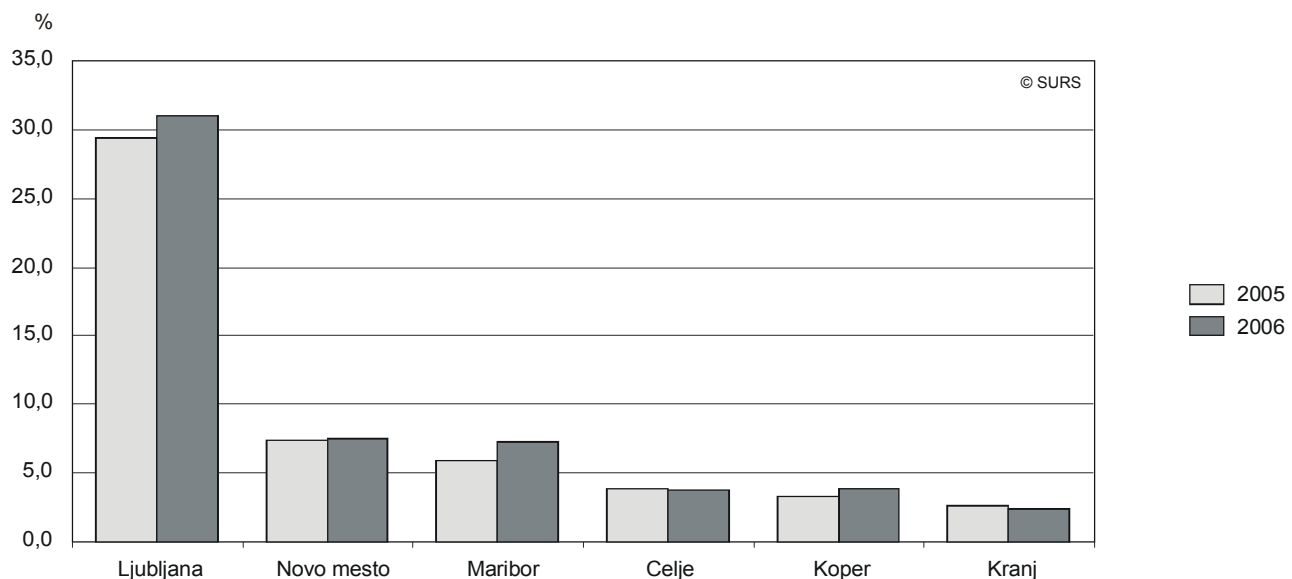
The data on gross investment by classification of territory are shown by municipalities and statistical regions.

**Gross investment by municipalities**

In municipalities EUR 5,161.9 million was invested in 2006 in new assets, while in 2005 EUR 4,417.9 million was invested. Among the municipalities the largest share of gross investment was created in Ljubljana (31.0%), followed by Novo mesto (7.5%), Maribor (7.3%), Koper (3.9%), Celje (3.7%) and Kranj (2.4%). More than a half (55.9%) of total investment was created in the mentioned six municipalities (Chart 9).

**Slika 9: Struktura bruto investicij v nova osnovna sredstva po občinah, v katere se je investiralo, Slovenija, 2005 in 2006**

**Chart 9: Structure of gross investment in new fixed assets by municipalities where investment was created, Slovenia, 2005 and 2006**

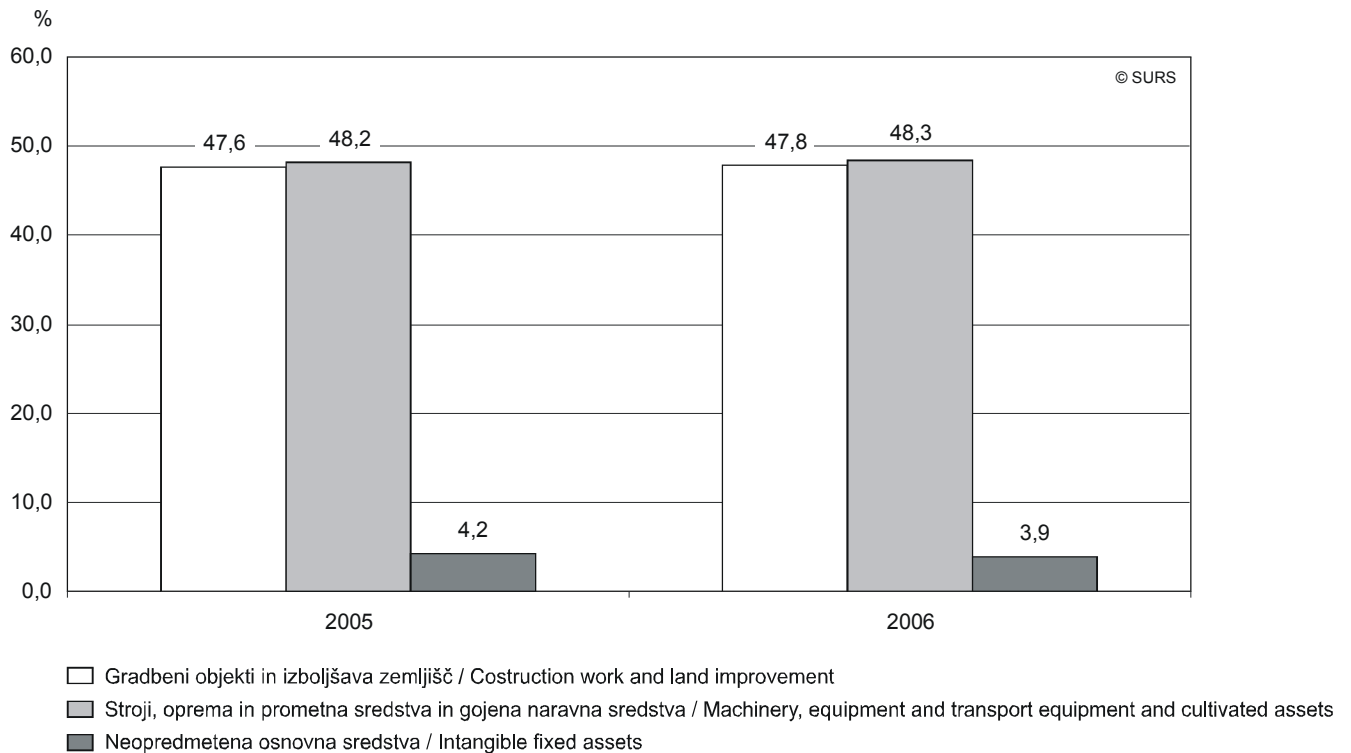


Prikaz bruto investicij v nova osnovna sredstva kaže, da se je v občinah v letih 2005 in 2006 največ investiralo v gradbene objekte, sledijo jim stroji; oprema, prometna sredstva in gojena naravna sredstva, in sicer v povprečju z okoli 96 % (slika 10).

In 2005 and 2006 municipalities mostly invested in construction work, followed by machinery; equipment, transport and cultivated assets with on average around 96% of total gross investment in new assets (Chart 10).

**Slika 10: Struktura bruto investicije v nova osnovna sredstva po skupinah sredstev in po občinah, v katere se je investiralo, Slovenija, 2005 in 2006**

Chart 10: Structure gross investment in new fixed assets by types of fixed assets and by municipalities where investment was created, Slovenia, 2005 and 2006



**Bruto investicije po statističnih regijah**

Struktura bruto investicij v nova osnovna sredstva po regijah, v katere se je investiralo v letih 2005 in 2006, kaže, da je imela osrednjeslovenska regija največji delež vseh investicij, in sicer 36,4-odstotnega, v letu 2006 in nekoliko nižji delež v letu 2005 (36,2 % vseh investicij). Sledili sta podravska regija s 13,5-odstotnim deležem vseh investicij v letu 2006 (11,4 % v letu 2005) in savinjska regija z 10,6-odstotnim deležem vseh investicij v letu 2006 (11,0 % v letu 2005) (slika 11).

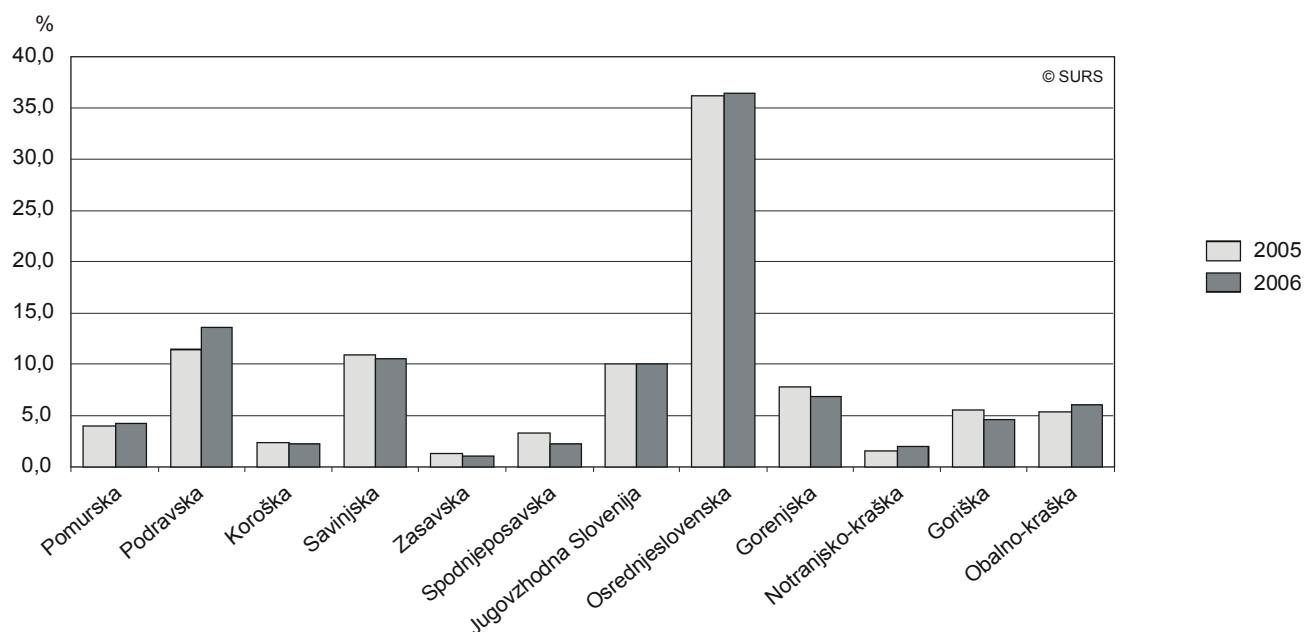
**Gross investment by statistical regions**

In Osrednjeslovenska statistical region the largest share of gross investment (36.4%) was created in 2006 and only slightly lower share (36.2%) of total investment was created in 2005 – this was revealed by the review of the structure of gross investment in new assets by statistical regions. This region was followed by Podravska with 13.5% of total investment in 2006 and 11.4% in 2005 and Savinjska with 10.6% of total investment in 2006 and 11.0% in 2005 (Chart 11).



**Slika 11: Struktura bruto investicij v nova osnovna sredstva po regijah, v katere se je investiralo, Slovenija, 2005 in 2006**

Chart 11: Structure of gross investment in new fixed assets by statistical regions where investment was created, Slovenia, 2005 and 2006

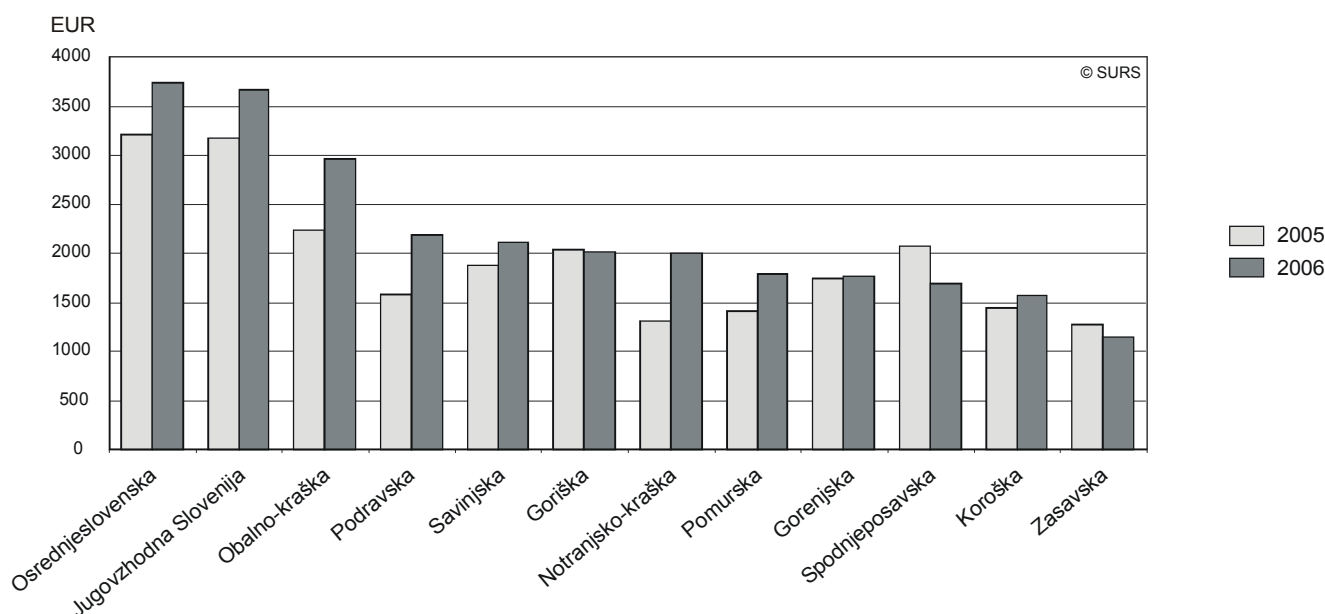


Zanimiv je prikaz bruto investicij v nova osnovna sredstva na prebivalca po regijah. V letu 2006 se je največ vlagalo v osrednjeslovenski regiji, in sicer 3.743 evrov, sledili sta ji jugovzhodna Slovenija s 3.672 evrov in obalno-kraška z 2.958 evrov. V letu 2005 se je največ vlagalo v osrednjeslovenski regiji, in sicer 3.208 evrov, sledili sta ji jugovzhodna regija s 3.178 evrov in obalno-kraška z 2.238 evrov (slika 12).

The review of gross investment per capita by statistical regions is very interesting. In 2006 the largest investment per capita with EUR 3,743 was created in Osrednjeslovenska region, followed by Jugovzhodna Slovenija with EUR 3,672 and Obalno-kraška region with EUR 2,958. In 2005 the largest investment per capita by region was created by Osrednjeslovenska region with EUR 3,208, followed by Jugovzhodna Slovenija with EUR 3,176 and Obalno-kraška region with EUR 2,238 (Chart 12).

**Slika 12: Bruto investicij v nova osnovna sredstva na prebivalca po regijah, v katere se je investiralo, Slovenija, 2005 in 2006**

Chart 12: Gross investment in new fixed assets per capita by statistical regions where investment was created, Slovenia, 2005 and 2006



## 1. Bruto investicije v osnovna sredstva v podjetjih, družbah in organizacijah, Slovenija, 2005 in 2006

Gross investment in enterprises, companies and organisations, Slovenia, 2005 and 2006

tisoč/thousand EUR

	Nabava novih osnovnih sredstev Purchase of new fixed assets		Nabava rabljenih osnovnih sredstev Purchase of existing fixed assets		Prodaja <sup>1)</sup> rabljenih osnovnih sredstev Sale <sup>1)</sup> of existing fixed assets		
	2005	2006	2005	2006	2005	2006	
<b>SKUPAJ</b>	<b>4418144</b>	<b>5161937</b>	<b>301861</b>	<b>229959</b>	<b>699407</b>	<b>537654</b>	<b>TOTAL</b>
<b>OPREDMETENA OSNOVNA SREDSTVA</b>	<b>4233016</b>	<b>4960789</b>	<b>300092</b>	<b>229441</b>	<b>694492</b>	<b>536238</b>	<b>TANGIBLE FIXED ASSETS</b>
<b>Gradbeni objekti</b>	<b>2104557</b>	<b>2465112</b>	<b>172959</b>	<b>151104</b>	<b>456284</b>	<b>307412</b>	<b>Costruction work</b>
Stanovanjske stavbe	51598	53317	7411	11098	29665	33781	Dwellings
Nestanovanjske stavbe in prostori	1182670	1259586	150142	131989	420598	258263	Non-residential buildings
Gradbeno inženirski objekti in izboljšava zemljišč	870289	1152209	15406	8017	6022	15368	Civil-engineering and land improvement
<b>Stroji, oprema in transportna oprema</b>	<b>2128459</b>	<b>2495678</b>	<b>127132</b>	<b>78337</b>	<b>238207</b>	<b>228825</b>	<b>Machinery, transport and other equipment</b>
Transportna oprema	393202	474072	81059	30824	148953	132528	Transport equipment
Osebnih avtomobilov	200472	215071	9247	17408	127166	106653	Passenger cars
Tovornjaki	104390	149548	10424	10373	16892	19256	Truck, lorries
Druga vozila in oprema	88341	109453	61388	3044	4895	6619	Other transport equipment
Drugi stroji in oprema	1735257	2021606	46073	47512	89255	96297	Other machinery and equipment
Kovinski izdelki	107645	145977	1728	2492	1607	3113	Metal products
Stroji za proizvodnjo	244104	285682	3751	10060	13762	19683	Machinery for the production
Drugi stroji in naprave	733934	794370	25100	27318	50755	50677	Other machinery and equipment
Kmetijski in gozdarski stroji in gojena naravna sredstva	12097	20976	793	324	1682	3027	Agricultural and forestry machinery and cultivated assets
Računalniki in AOP oprema	235870	242220	2416	1736	7979	6972	Computers and data processing machines
Električni motorji in generatorji	66875	97470	7031	261	54	758	Electrical motors and generators
RA, TV in komunikacijske naprave	104089	150471	163	257	1014	3164	RA, TV nad communication equipment
Medicinska oprema in optični instrumenti	83016	109829	488	489	755	810	Medical equipment and optical instruments
Pohištvo in notranja oprema	147626	174612	4603	4574	11647	8094	Furniture and equipment
<b>NEOPREDMETENA OSNOVNA SREDSTVA</b>	<b>185128</b>	<b>201148</b>	<b>1769</b>	<b>518</b>	<b>4916</b>	<b>1416</b>	<b>INTANGIBLE FIXED ASSETS</b>
Študije in projekti	70535	65117	54	122	1323	78	Studies and projects
Programska oprema	113420	135314	1715	396	3593	1062	Software
Zabava, izvorna književna in umetniška dela	1173	716	0	0	0	277	Entertainment, literary or artistic originals

1) Prodaje so v nakaterih postavkah večje od nabav, ker se rabljena osnovna sredstva lahko prodajo gospodinjstvom kot potrošnikom in kot samostojnim podjetnikom ter pravnim osebam z manj kot 20 zaposlenimi v letu 2005 in 2006.

In some items sales are greater than purchases because existing fixed assets can be sold to households as consumers as well as to individual private entrepreneurs and legal persons with less than 20 and more employees in 2005 and 2006.

**2. Viri financiranja za bruto investicije v nova in rabljena osnovna sredstva v podjetjih, družbah in organizacijah po dejavnosti investitorja, Slovenija, 2006- organizacijsko načelo**

Sources of financing of gross investment of enterprises, companies and organisations by activity of investor, Slovenia, 2006-organisational principle (new and existing fixed assets) tisoč/thousand EUR

Dejavnost investitorja	Skupaj	Viri financiranja za investicije v osnovna sredstva			Activity of investor
		iz lastnih in združenih sredstev from own financial and joint assets	iz finančnih kreditov in najema from financial credits and leasing	iz sredstev namenskih skladov in pridobitev brez nadomestila from assets of funds and without compensation of fixed assets	
<b>SKUPAJ</b>	<b>5391896</b>	<b>2770362</b>	<b>1581465</b>	<b>1040070</b>	<b>Total</b>
<b>A +B Kmetijstvo, lov, gozdarstvo in ribištvo</b>	<b>31582</b>	<b>23678</b>	<b>5654</b>	<b>2250</b>	<b>A+B Agriculture, hunting, forestry and fishing</b>
<b>C Rudarstvo</b>	<b>22102</b>	<b>z</b>	<b>1080</b>	<b>z</b>	<b>C Mining and quarrying</b>
CA Pri.energetskih surovin	16102	z	0	z	CA Mining & quarrying of energy materials
CB Pri.rud.in kamnin, razen energet.	6000	4921	1080	0	CB Mining & quarrying, not energy materials
<b>D Predelovalne dejavnosti</b>	<b>1450680</b>	<b>1062694</b>	<b>359615</b>	<b>28371</b>	<b>D Manufacturing</b>
DA Pro.hrane, pijač, tobačnih izd.	102429	79600	19036	3792	DA Mfr. of food; beverages and tobacco
15 Pro.hrane, pijač, krmil	102429	79600	19036	3792	15 Mfr. of food and beverages
DB Pro.tekstilij; tekst., krzn. izd.	27134	22310	4279	545	DB Mfr. of textiles and textile products
17 Pro.tekstilij	22361	17799	z	z	17 Mfr. of textiles
18 Pro.oblačil; strojenje, dodelava	4772	4510	z	z	18 Mfr. of wearing apparel; dress. of fur
DC Pro.usnja, usnjenih izd.	10945	z	z	3041	DC Mfr. of leather and leather products
19 Pro.usnja, usnjenih izd.	10945	z	z	3041	19 Leather tanning, mfr. of luggage, etc.
DD Obdelava in predelava lesa	79503	42191	36267	1045	DD Manufacture of wood and wood product
20 Obdelava in predelava lesa	79503	42191	36267	1045	20 Mfr. of wood and wood, cork, etc. goods
DE Pro.vlaknin, papirja; založništvo	99335	53383	44680	1272	DE Mfr. of paper, publishing and printing
21 Pro.vlaknin, papirja ter izd.	52484	27447	24636	400	21 Mfr. of pulp, paper and paper products
22 Založništvo, tiskarstvo	46851	25936	20043	872	22 Publishing, printing and recorded media
DF Pro.koksa, naftnih deriv., jedrsk.	1906	z	z	0	DF Mfr. of coke, petroleum prods.&nuc. fuel
23 Pro.koksa, naft. deriv., jedrsk. go	1906	z	z	0	23 Mfr. of coke, petroleum prods.&nuc. fuel
DG Pro.kemika., kemičnih izd., um.vl.	198117	181439	15778	900	DG Mfr. of chemicals, prod.&man-made fibres
24 Pro.kemika., kemičnih izd., um.vl.	198117	181439	15778	900	24 Mfr. of chemicals & chemical products
DH Pro.izd.iz gume in plastič. mas	77610	56769	20024	818	DH Mfr. of rubber and plastic products
25 Pro.izd.iz gume in plastič. mas	77610	56769	20024	818	25 Mfr. of rubber and plastic products
DI Pro.dr.nekovinskih mineral.izd.	57904	32814	24447	643	DI Mfr. of other non-metal. mineral products
26 Pro.dr.nekovinskih mineral.izd.	57904	32814	24447	643	26 Mfr. of other non-metal. mineral products
DJ Pro.kovin in kovinskih izd.	259999	160906	96233	2860	DJ Mfr. of basic metals& fabricated products
27 Pro.kovin	109184	61480	47703	0	27 Manufacture of basic metals
28 Pro.kovinskih izd.brez strojev,	150815	99425	48530	2860	28 Mfr. of fabricated metal, not machines
DK Pro.strojev in naprav	119755	98912	17971	2872	DK Mfr. of machinery and equipment nec.
29 Pro.strojev in naprav	119755	98912	17971	2872	29 Mfr. of machinery and equipment nec.
DL Pro.električne, optične opreme	109220	81486	21663	6071	DL Mfr. of electrical and optical equipment
30 Pro.pisarniških strojev, računal.	1237	976	261	0	30 Mfr. of office machinery and computers
31 Pro.el.strojev, naprav	66546	51015	13607	1924	31 Mfr. of electric. machinery etc. nec.
32 Pro.RTV, komunik. naprav, opreme	22771	13681	5614	3476	32 Mfr. of radio, TV and equipment
33 Pro.medicin., finom., optič.instr.	18667	15814	2182	671	33 Mfr. of medical & precision instruments
DM Pro.vozil in plovil	260889	222711	36952	1226	DM Manufacture of transport equipment
34 Pro.mot.vozil, prikolic, polpriko.	253168	217749	34193	1226	34 Mfr. of motor vehicle., trailers, etc.
35 Pro.dr.vozil, plovil	7721	4962	2759	0	35 Mfr. of other transport equipment
DN Pro.pohiš.dr.pred.dej., reciklaža	45936	23781	18869	3286	DN Manufacturing nec.
36 Pro.pohišstva, dr.predelovalne dej	36496	19130	14081	3286	36 Mfr. of furniture; manufacturing nec.
37 Reciklaža	9439	4651	4788	0	37 Recycling

**2. Viri financiranja za bruto investicije v nova in rabljena osnovna sredstva v podjetjih, družbah in organizacijah po dejavnosti investitorja, Slovenija, 2006- organizacijsko načelo (nadaljevanje)**

Sources of financing of gross investment of enterprises, companies and organisations by activity of investor, Slovenia, 2006-organisational principle (new and existing fixed assets) (continued) tisoč/thousand EUR

Dejavnost investitorja	Skupaj	Viri financiranja za investicije v osnovna sredstva			Activity of investor
		iz lastnih in združenih sredstev from own financial and joint assets	iz finančnih kreditov in najema from financial credits and leasing	iz sredstev namenskih skladov in pridobitev brez nadomestila from assets of funds and without compensation of fixed assets	
<b>E Oskrba z elektriko,plinom,vodo</b>	<b>370445</b>	<b>288477</b>	<b>31057</b>	<b>50911</b>	<b>E Electricity, gas and water supply</b>
40 Oskrba z el.,plinom,paro,toplo v	281173	251661	z	z	40 Electricity, gas, steam and hot water
41 Zbiranje,čiščenje,distribucija v	89271	36816	z	z	41 Collection, purification etc. of water
<b>F Gradbeništvo</b>	<b>185317</b>	<b>109783</b>	<b>73006</b>	<b>2528</b>	<b>F Construction</b>
45 Gradbeništvo	185317	109783	73006	2528	45 Construction
<b>G Trgovina;popravila mot.vozil</b>	<b>573189</b>	<b>376330</b>	<b>195797</b>	<b>1062</b>	<b>G Wholesale, retail; certain repair</b>
50 Poprav.,trg.z mot.vozili,gorivi	86145	z	6326	z	50 Sale, repair etc. motors; fuel
51 Posred.,trg.na debelo,brez vozil	132399	91118	40709	572	51 Wholesale, commision, not motors
52 Trg.na dr.brez mot.vozil;poprav.	354645	z	148762	z	52 Retail trade, not motors; repairs
<b>H Gostinstvo</b>	<b>129426</b>	<b>51007</b>	<b>53998</b>	<b>24422</b>	<b>H Hotels and restaurants</b>
55 Gostinstvo	129426	51007	53998	24422	55 Hotels and restaurants
<b>I Promet,skladiščenje,zveze</b>	<b>985286</b>	<b>308567</b>	<b>631508</b>	<b>45211</b>	<b>I Transport, storage and communication</b>
60 Kopenski promet,cevovodni transp	z	78222	105917	z	60 Land transport; pipelines transport
61 Vodni promet	196	z	z	0	61 Water transport
62 Zračni promet	z	z	z	0	62 Air transport
63 Pomožne prometne dej.,turist.org	563437	z	464594	z	63 Supporting transport; travel agencies
64 Pošta in telekomunikacije	229293	169011	z	z	64 Post and telecommunications
<b>J Finančno posredništvo</b>	<b>265401</b>	<b>145267</b>	<b>120099</b>	<b>36</b>	<b>J Financial intermediation</b>
65 Fin.posred.brez zavarov.,skladov	245498	z	z	36	65 Financial intermed., not insur., pens. fund.
66 Zavarovalništvo brez soc.,skladi	14574	z	z	0	66 Insurance, pension not comp. soc. sec.
67 Pomožne dej.v fin.posred.	5329	z	z	0	67 Activities aux. to financial intermed.
<b>K Nepremičnine,najem,poslovne stor</b>	<b>133567</b>	<b>z</b>	<b>22385</b>	<b>z</b>	<b>K Real estate, renting&amp; busines activities</b>
70 Poslovanje z nepremičninami	z	z	438	z	70 Real estate activities
71 Dajanje strojev,opreme v najem	z	z	z	0	71 Renting equipment without operator
72 Obdelava pod.,s tem povezane dej	15690	13583	z	z	72 Computer and related activities
73 Raziskovanje in razvoj	16517	11340	120	5057	73 Research and devolpment
74 Druge poslovne dej.	88333	70899	z	z	74 Other business activities
<b>L Javna uprava, obramba,soc.zav.</b>	<b>772257</b>	<b>86365</b>	<b>34330</b>	<b>651562</b>	<b>L Public administ. &amp; defence; comp. soc. sec.</b>
75 Javna uprava,obramba,soc.zavarov	772257	86365	34330	651562	75 Public administ. & defence; comp. soc. sec.
<b>M Izobraževanje</b>	<b>179992</b>	<b>45534</b>	<b>4714</b>	<b>129744</b>	<b>M Education</b>
80 Izobraževanje	179992	45534	4714	129744	Education
<b>N Zdravstvo,socialno varstvo</b>	<b>135974</b>	<b>73075</b>	<b>7003</b>	<b>55896</b>	<b>N Health and social work</b>
85 Zdravstvo,socialno varstvo	135974	73075	7003	55896	85 Health and social work
<b>O Dr.javne,skupne in osebne stor.</b>	<b>156679</b>	<b>76172</b>	<b>41220</b>	<b>39287</b>	<b>O Other social and personal services</b>
90 Dej.javne higijene	41486	16139	3333	22014	90 Refuse disposal, sanitation, etc.
91 Dej.združenj,organizacij	2699	2699	0	0	91 Membership organisation nec.
92 Rekreatijske,kult.,športne dej.	105469	52984	35211	17273	92 Recreational, cultural& sport. activities
93 Dr.storitvene dej.	7026	4350	2676	0	93 Other service activities

**3. Bruto investicije v nova osnovna sredstva v podjetjih, družbah in organizacijah po naravi graditve, skupinah osnovnih sredstev in po dejavnostih, v katere se je investiralo, Slovenija, 2006 - načelo čistih dejavnosti**

Gross investment of enterprises, companies and other organisation by kind of construction, types of fixed assets and activities where investment was created, Slovenia, 2006 - kind of activity (new fixed assets) tisoč/thousand EUR

Namen investicij	Namen investiranja Purpose of investment				Skupine osnovnih sredstev Types of fixed asset				neopredmetena osnovna sredstva intangible fixed assets	Purpose of investment
	Skupaj Total	nove zmogljivi- vosti new capa- cities	rekon- strukcije, posodo- bitev, dogra- ditev enlarge- ment, recon- struc- tion, renova- tions	vzdrže- vanje na obsto- ječi ravni main- tenance of exi- sting capa- cities	Skupaj Total	gradbeni objekti in izbolj- šava zemljišč construc- tion work and land improve- ment	stroji, oprema, prome- tna sre- dstva in gojena naravna sredstva machi- nery transport, other equip- ment and cul- tivated assets			
<b>SKUPAJ</b>	<b>5161937</b>	<b>2893197</b>	<b>1797266</b>	<b>471475</b>	<b>5161937</b>	<b>2465112</b>	<b>2495678</b>	<b>201148</b>	<b>TOTAL</b>	
<b>A+B Kmetijstvo, lov, gozdarstvo in ribištvo</b>	<b>29537</b>	<b>11934</b>	<b>10571</b>	<b>7032</b>	<b>29537</b>	<b>5600</b>	<b>23464</b>	<b>473</b>	<b>A+ B Agriculture, hunting, forestry and fishing</b>	
<b>C Rudarstvo</b>	<b>22647</b>	<b>8617</b>	<b>7826</b>	<b>6203</b>	<b>22647</b>	<b>8885</b>	<b>13320</b>	<b>442</b>	<b>C Mining and quarrying</b>	
CA Pri.energetskih surovin	15996	5453	z	z	15996	6272	9457	267	CA Mining & quarrying of energy materials	
CB Pri.rud in kamnin, razen energetskih	6651	3164	z	z	6651	2613	3863	176	CB Mining & quarrying, not energy materials	
<b>D Predelovalne dejavnosti</b>	<b>1384017</b>	<b>761839</b>	<b>534600</b>	<b>87578</b>	<b>1384017</b>	<b>265471</b>	<b>1063345</b>	<b>55201</b>	<b>D Manufacturing</b>	
DA Pro.hrane, pijač, tobačnih izd.	99850	50089	37477	12284	99850	31685	61810	6355	DA Mfr. of food; beverages and tobacco	
15 Pro.hrane, pijač, krmil	99850	50089	37477	12284	99850	31685	61810	6355	15 Mfr. of food and beverages	
DB Pro.tekstilij, tekstilnih, krznenih izd.	20652	9263	9404	1985	20652	3468	15022	2162	DB Mfr. of textiles and textile products	
17 Pro.tekstilij	16147	8284	6273	1590	16147	3192	11885	1070	17 Mfr. of textiles	
18 Pro.oblačil; strojenje, dodelava	4504	978	3131	395	4504	276	3137	1091	18 Mfr. of wearing apparel; dress. of fur	
DC Pro.usnja, usnjenih izd.	z	z	5210	1606	z	z	z	330	DC Mfr. of leather and leather products	
19 Pro.usnja, usnjenih izd.	z	z	5210	1606	z	z	z	330	19 Leather tanning, mfr. of luggage, etc.	
DD Obdelava in predelava lesa	78538	20725	55144	2669	78538	15590	62450	497	DD Manufacture of wood and wood product	
20 Obdelava in predelava lesa	78538	20725	55144	2669	78538	15590	62450	497	20 Mfr. of wood and wood, cork, etc. goods	
DE Pro.vlaknin, papirja, založništvo	88660	31555	50312	6792	88660	10982	73717	3960	DE Mfr. of paper, publishing and printing	
21 Pro.vlaknin, papirja ter izd. iz njih	50151	6635	40322	3194	50151	5979	42838	1334	21 Mfr. of pulp, paper and paper products	
22 Založništvo, tiskarstvo	38509	24920	9990	3599	38509	5003	30879	2626	22 Publishing, printing and recorded media	
DF Pro.koksa, naftnih deriv., jedrskega goriva	z	z	0	z	z	z	z	0	DF Mfr. of coke, petroleum prods.&nuc. fuel	
23 Pro.koksa, naft. deriv., jedrskega goriva	z	z	0	z	z	z	z	0	23 Mfr. of coke, petroleum prods.&nuc. fuel	
DG Pro. kemiikalij, kemičnih izd., umetnih vl.	193833	107592	64613	21628	193833	59375	120619	13839	DG Mfr. of chemicals, prod.&man-made fibres	
24 Pro. kemiikalij, kemičnih izd., umetnih vl.	193833	107592	64613	21628	193833	59375	120619	13839	24 Mfr. of chemicals & chemical products	
DH Pro.izd.iz gume in plastičnih mas	74447	36046	31232	7169	74447	14077	57705	2666	DH Mfr. of rubber and plastic products	
25 Pro.izd.iz gume in plastičnih mas	74447	36046	31232	7169	74447	14077	57705	2666	25 Mfr. of rubber and plastic products	
DI Pro.dr. nekovinskih mineralnih izd.	55284	17530	32963	4791	55284	12143	41043	2098	DI Mfr. of other non-metal. mineral products	
26 Pro.dr. nekovinskih mineralnih izd.	55284	17530	32963	4791	55284	12143	41043	2098	26 Mfr. of other non-metal. mineral products	
DJ Pro.kovin in kovinskih izd.	246072	137208	96948	11917	246072	49625	189696	6751	DJ Mfr. of basic metals & fabricated products	
27 Pro.kovin	108850	47333	55066	6451	108850	12502	94838	1510	27 Manufacture of basic metals	
28 Pro.kovinskih izd. brez strojev,	137222	89875	41882	5465	137222	37123	94858	5241	28 Mfr. of fabricated metal, not machines	



**3. Bruto investicije v nova osnovna sredstva v podjetjih, družbah in organizacijah po naravi graditve, skupinah osnovnih sredstev in po dejavnostih, v katere se je investiralo, Slovenija, 2006 - načelo čistih dejavnosti (nadaljevanje)**

 Gross investment of enterprises, companies and other organisation by kind of construction, types of fixed assets and activities where investment was created, Slovenia, 2006 - kind of activity (new fixed assets) tisoč/thousand EUR

Namen investicij	Namen investiranja Purpose of investment				Skupine osnovnih sredstev Types of fixed asset				Namen investicij
	Skupaj Total	nove zmogljivi- vosti new capa- cities	rekon- strukcije, posodo- bitev, dogra- ditev enlarge- ment, recon- struc- tion, renova- tions	vzdrže- vanje na obsto- ječi ravni main- tenance of exi- sting capa- cities	Skupaj Total	opredmetena osnovna sredstva tangible fixed assets		neopre- dmetena osnovna sredstva intangi- ble fixed assets	
						gradbeni objekti in izbolj- šava zemljišč construc- tion work and land improve- ment	stroji, oprema, prome- tna sre- dstva in gojena naravna sredstva machi- nery transport, other equip- ment and cul- tivated assets		
DK Pro.strojev in naprav	110702	42703	57714	10284	110702	16688	88711	5303	DK Mfr. of machinery and equipment nec.
29 Pro.strojev in naprav	110702	42703	57714	10284	110702	16688	88711	5303	29 Mfr. of machinery and equipment nec.
DL Pro.električne,optične opreme	101151	59762	37675	3714	101151	16373	80077	4701	DL Mfr. of electrical and optical equipment
30 Pro.pisarniških strojev,računalnikov	1052	865	z	z	1052	z	776	z	30 Mfr. of office machinery and computers
31 Pro.el.strojev,naprav	65251	37830	25605	1816	65251	10721	52127	2403	31 Mfr. of electric. machinery etc. nec.
32 Pro.RTV,komunikacijskih naprav,opreme	17380	9527	6623	1230	17380	4727	11521	1132	32 Mfr. of radio, TV and equipment
33 Pro.medicin.,finomehan.,optič.instr.	17468	11540	z	z	17468	z	15653	z	33 Mfr. of medical & precision instruments
DM Pro.vozil in plovil	261302	z	32788	z	261302	21277	234125	5900	DM Manufacture of transport equipment
34 Pro.mot.vozil,prikolic,polprikolic	253614	z	27976	z	253614	18532	229509	5573	34 Mfr. of motor vehicle., trailers, etc.
35 Pro.dr.vozil,plovil	7687	z	4812	z	7687	2745	4615	328	35 Mfr. of other transport equipment
DN Pro.pohiš.dr.pred.dej.,reciklaža	45184	20065	23120	1999	45184	11749	32795	640	DN Manufacturing nec.
36 Pro.pohišta,dr.predelovalne dej	35798	16269	18289	1240	35798	10417	24881	500	36 Mfr. of furniture; manufacturig nec.
37 Reciklaža	9386	3796	4830	759	9386	1332	7914	139	37 Recycling
<b>E Oskrba z elektriko, plinom, vodo</b>	<b>350926</b>	<b>161528</b>	<b>166308</b>	<b>23090</b>	<b>350926</b>	<b>193863</b>	<b>135670</b>	<b>21392</b>	<b>E Electricity, gas and water supply</b>
40 Oskrba z el.,plinom,paro,toplo vodo	277908	130708	133417	13784	277908	131503	126764	19641	40 Electricity, gas, steam and hot water
41 Zbiranje,čiščenje,distribucija vode	73017	30820	32891	9306	73017	62360	8906	1751	41 Colection, purification etc. of water
<b>F Gradbeništvo</b>	<b>758834</b>	<b>566276</b>	<b>125941</b>	<b>66618</b>	<b>758834</b>	<b>623536</b>	<b>131259</b>	<b>4039</b>	<b>F Construction</b>
45 Gradbeništvo	758834	566276	125941	66618	758834	623536	131259	4039	45 Construction
<b>G Trgovina; popravila mot.vozil</b>	<b>537164</b>	<b>373459</b>	<b>137613</b>	<b>26092</b>	<b>537164</b>	<b>312675</b>	<b>209202</b>	<b>15287</b>	<b>G Wholesale, retail; certain repair</b>
50 Poprav.,trg.z mot.vozili,gorivi	81343	41463	28979	10902	81343	27022	52830	1491	50 Sale, repair etc. motors; fuel
51 Posred.,trg.na debelo,brez vozil	92837	47978	38763	6096	92837	36380	53182	3275	51 Wholesale, commision, not motors
52 Trg. na dr.brez mot. .vozil;poprav. izd.	362984	284018	69871	9095	362984	249273	103190	10521	52 Retail trade, not motors; repairs
<b>H Gostinstvo</b>	<b>124805</b>	<b>80899</b>	<b>40185</b>	<b>3721</b>	<b>124805</b>	<b>92791</b>	<b>31174</b>	<b>840</b>	<b>H Hotels and restaurans</b>
55 Gostinstvo	124805	80899	40185	3721	124805	92791	31174	840	55 Hotels and restaurans
<b>I Promet, skladiščenje, zveze</b>	<b>498539</b>	<b>290344</b>	<b>155952</b>	<b>52242</b>	<b>498539</b>	<b>133949</b>	<b>341471</b>	<b>23118</b>	<b>I Transport, storage and communication</b>
60 Kopenski promet,cevovodni transp	184143	111803	32563	39778	184143	z	162321	z	60 Land transport; pipelines transport
61 Vodni promet	196	z	z	0	196	0	z	z	61 Water transport
62 Zračni promet	8152	z	z	0	8152	z	z	z	62 Air transport
63 Pomožne prometne dejavnosti,turistične org.	77907	z	z	9903	77907	40539	35783	1586	63 Supporting transport; travel agencies
64 Pošta in telekomunikacije	228140	135995	89583	2561	228140	72481	135535	20124	64 Post and telecommunications
<b>J Finančno posredništvo</b>	<b>212420</b>	<b>132603</b>	<b>56438</b>	<b>23380</b>	<b>212420</b>	<b>62940</b>	<b>131575</b>	<b>17905</b>	<b>J Financial intermediation</b>
65 Fin.posred.brez zavarovalništva, skladov	195250	128590	43766	22894	195250	60769	120003	14478	65 Financial intermed., not insur., pens. fund.
66 Zavarovalništvo brez socialnega,skladi	13671	2749	10633	289	13671	1393	9577	2701	66 Insurance, pension not comp. soc. sec.
67 Pomožne dej.v fin.posred.	3499	1264	2039	197	3499	778	1995	726	67 Activities aux. to financial intermed.



**3. Bruto investicije v nova osnovna sredstva v podjetjih, družbah in organizacijah po naravi graditve, skupinah osnovnih sredstev in po dejavnostih, v katere se je investiralo, Slovenija, 2006 - načelo čistih dejavnosti (nadaljevanje)**

Gross investment of enterprises, companies and other organisation by kind of construction, types of fixed assets and activities where investment was created, Slovenia, 2006 - kind of activity (new fixed assets) tisoč/thousand EUR

Namen investicij	Namen investiranja Purpose of investment				Skupine osnovnih sredstev Types of fixed asset				Purpose of investment
	Skupaj Total	nove zmogljivi- vosti new capa- cities	rekon- strukcije, posodo- bitev, dogra- ditev enlarge- ment, recon- struc- tion, renova- tions	vzdrže- vanje na obsto- ječi ravni main- tenance of exis- ting capa- cities	opredmetena osnovna sredstva tangible fixed assets			neopre- dmetena osnovna sredstva intangi- ble fixed assets	
					Skupaj Total	gradbeni objekti in izbolj- šava zemljišč construc- tion work and land improve- ment	stroji, oprema, prome- tna sre- dstva in gojena naravna sredstva machin- ery transport, other equip- ment and cul- tivated assets		
<b>K Nepremičnine, najem, poslovne stor.</b>	<b>164936</b>	<b>103775</b>	<b>46694</b>	<b>14467</b>	<b>164936</b>	<b>81364</b>	<b>76681</b>	<b>6890</b>	<b>K Real estate, renting &amp; business activities</b>
70 Poslovanje z nepremičninami	31685	23302	6729	1655	31685	29308	z	z	70 Real estate activities
71 Dajanje strojev, opreme v najem	20328	20044	266	18	20328	1841	z	z	71 Renting equipment without operator
72 Obdelava pod., s tem povezane dej.	13773	7925	2868	2980	13773	2498	9741	1534	72 Computer and related activities
73 Raziskovanje in razvoj	19212	12044	6132	1036	19212	3850	14681	681	73 Research and development
74 Druge poslovne dej.	79937	40460	30699	8778	79937	43869	32061	4007	74 Other business activities
<b>L Javna uprava, obramba, socialno zavarov.</b>	<b>489749</b>	<b>174635</b>	<b>267751</b>	<b>47362</b>	<b>489749</b>	<b>309471</b>	<b>137617</b>	<b>42661</b>	<b>L Public administr. &amp; defence; comp. soc. sec.</b>
75 Javna uprava, obramba, socialno zavarov	489749	174635	267751	47362	489749	309471	137617	42661	75 Public administr. & defence; comp. soc. sec.
<b>M Izobraževanje</b>	<b>197895</b>	<b>89640</b>	<b>85551</b>	<b>22704</b>	<b>197895</b>	<b>136100</b>	<b>58068</b>	<b>3728</b>	<b>M Education</b>
80 Izobraževanje	197895	89640	85551	22704	197895	136100	58068	3728	80 Education
<b>N Zdravstvo, socialno varstvo</b>	<b>133919</b>	<b>32293</b>	<b>79580</b>	<b>22047</b>	<b>133919</b>	<b>55367</b>	<b>74485</b>	<b>4067</b>	<b>N Health and social work</b>
85 Zdravstvo, socialno varstvo	133919	32293	79580	22047	133919	55367	74485	4067	85 Health and social work
<b>O Dr. javne, skupne in osebne stor.</b>	<b>256549</b>	<b>105355</b>	<b>82256</b>	<b>68938</b>	<b>256549</b>	<b>183099</b>	<b>68347</b>	<b>5104</b>	<b>O Other social and personal services</b>
90 Dej. javne higiene	138296	53412	25038	59845	138296	123310	13487	1499	90 Refuse disposal, sanitation, etc.
91 Dej. združenj, organizacij	2699	642	1783	274	2699	1890	730	79	91 Membership organisation nec.
92 Rekreatijske, kult., športne dej.	109065	47601	53811	7653	109065	54455	51225	3386	92 Recreational, cultural & sport. activities
93 Dr. storitvene dej.	6489	3699	1624	1167	6489	3444	2905	140	93 Other service activities

**STATISTIČNA ZNAMENJA**

z podatek zaradi zaupnosti ni objavljen

**STATISTICAL SIGNS**

z data not published because of confidentiality

**METODOLOŠKA POJASNILA**

**Namen statističnega raziskovanja**

Na podlagi statističnega raziskovanja o investicijah v osnovna sredstva zbiramo podatke o dejanskih bruto investicijah v osnovna sredstva in njihovih virih pri neposrednih investitorjih, to je družbah, podjetjih in organizacijah. Ocena bruto investicij (bruto investicije v osnovna sredstva, spremembe zalog in vrednostni predmeti) je ena od postavk (poleg končne potrošnje in salda menjave s tujino) za izračun bruto domačega proizvoda po izdatkovni metodi, podatki pa se uporabljajo tudi za spremljanje investicijske dejavnosti v statistiki o poslovanju podjetij (strukturna statistika podjetij).

**METHODOLOGICAL EXPLANATIONS**

**Purpose of the statistical survey**

With the statistical survey on gross investments we collect data on actual gross investments and payment for them from direct investors, i.e. companies, enterprises and organisations. The estimate of gross capital formation (gross investments, changes in stocks and valuables) is one of the items (beside final consumption and external trade balance) for the calculation of the gross domestic product according to the expenditure approach. The data are also used for monitoring of investments in structural business statistics.



## Enote opazovanja

Enote statističnega opazovanja so družbe, podjetja in organizacije, ki so registrirani za opravljanje dejavnosti na ozemlju Republike Slovenije.

## Vir

Vir podatkov o bruto investicijah je Letno statistično raziskovanje o investicijah v osnovna sredstva (vprašalnik - INV-1).

## Zajetje

Pri zbiranju podatkov o investicijah za leti 2005 in 2006 smo vključili vse tiste poročevalske enote, ki so imele 20 in več zaposlenih. Njihova odzivnost je bila 88-odstotna v letu 2005 in 90-odstotna v letu 2006, za neodgovore pa smo izvedli preračun na celotno populacijo z razmernostno cenilko, in sicer tako, da smo uporabili bazo podatkov o davku na dodano vrednost Davčne uprave Republike Slovenije oz. število zaposlenih.

## Način zbiranja podatkov

Podatke zbiramo z vprašalnikom INV-1, ki ga morajo družbe, podjetja in organizacije izpolnjevati s podatki za preteklo leto na podlagi Zakona o državni statistiki (Uradni list RS, št. 45/95 in 9/01).

## Prikaz podatkov

V tabeli investicije prikazujemo po posameznih skupinah osnovnih sredstev po metodologiji Evropski sistem računov, 1995 (ESR 1995), in sicer nakupe novih in rabljenih osnovnih sredstev ter njihove prodaje. Poročevalske enote, ki nam poročajo o investicijah, lahko svoja obstoječa osnovna sredstva (npr. avtomobil) prodajo ne samo drugi pravni osebi, ampak tudi gospodinjstvom kot trajno dobrino (ta s tem izgubi funkcijo osnovnega sredstva). Tako so v določenih postavkah prodaje večje od nakupov rabljenih osnovnih sredstev, zato prikaz investicij na ta način po posameznih dejavnostih ni smiseln.

Podatki so urejeni po dveh načelih:

- po organizacijskem načelu: podatki so razvrščeni po pretežni dejavnosti investitorja (ta je določena z vpisom v Statistični poslovni register, ki ga vodi Statistični urad Republike Slovenije) in teritorialno - po sedežu investitorja;
- po načelu čistih dejavnosti: podatki so urejeni po dejavnostih enot v sestavi v okviru organizacij, ki so jim investicije namenjene, teritorialno pa po lokaciji objekta.

## Definicije

**Vrednost investicij v osnovna sredstva** obsega:

- nakupe osnovnih sredstev v tekočem oz. poročevalskem letu;
- posodobitve, rekonstrukcije in prenove na že obstoječih osnovnih sredstvih;
- lastno izgradnjo in pridobitev (brez plačila) osnovnih sredstev;
- nabavno vrednost osnovnih sredstev v finančnem najemu (lizing);
- naložbeno nepremičnino, če je razvidno, da bo prinašala gospodarske koristi v obliki najemnin oz. povečanje vrednosti, in če je njeno nabavno vrednost možno izmeriti (v letu 2006).

Osnovna sredstva (nova in rabljena) se vrednotijo po nabavni vrednosti; ta sestoji iz nakupne cene, povečane za morebitne davke (npr. DDV), stroške prevzema in druge neposredne stroške (npr. stroški transporta, montaže ipd.).

## Osnovna sredstva

To so **proizvedena sredstva**, ki se uporabljajo v proizvodnem procesu več kot eno leto, in sicer ponavljajoče oz. nepretrgoma.

V skladu z ESR 1995 in slovenskimi računskimi standardi osnovna

## Observation units

Observation units are companies, enterprises and organisations registered for performing their activities in the Republic of Slovenia.

## Source

The source of data on gross capital formation is the Annual Statistical Survey on Gross Investments (INV-1 questionnaire).

## Coverage

Data on gross investment for 2005 and 2006 were collected from all reporting units with 20 or more employees. Their response rate was 88% in 2005 and 90% in 2006. For non-response, we performed recalculation to the total population with the ratio estimator, using the value added tax database of the Tax Authority or the number of employees.

## Method of data collection

Data on gross investment are collected with the INV-1 questionnaire, which has to be completed by companies, enterprises and organisations with data for the previous year on the basis of the National Statistics Act (OJ RS, No. 45/95 and 9/01).

## Data presentation

Tables show gross investment by individual groups of fixed assets according to the European System of Accounts 1995 (ESA95) methodology, i.e. purchase and sale of new and existing assets. Units reporting on capital formation can sell their fixed assets not only to other legal persons but also to households as durable goods, e.g. cars, which thus lose the function of a fixed asset. Thus in individual items sale exceeds purchase of existing fixed assets, so it is not reasonable to present capital formation in this way by individual activities.

Data in tables are shown according to two principles:

- organisational principle: data are classified by the predominant activity of the investor, which is defined with registration into the Statistical Business Register kept by the Statistical Office of the Republic of Slovenia, and territorially by the location of the investor,
- kind of activity principle: data are classified by activities of constituent units of organisations for which capital formation is in fact intended and territorially by the location of the facility.

## Definitions

**Value of gross investment is:**

- purchase of fixed assets in the current or reporting year;
- modernisation, reconstruction and renovation of existing fixed assets;
- own formation of fixed assets and gratis fixed assets;
- purchase value of fixed assets in financial leasing;
- real estate as an investment asset if it contributes to economic benefits in the sum of rents or it expresses the enlargement of the value; and if it is possible to measure the purchase value (in 2006).

Fixed assets (new and existing) are valued at purchase value, which is composed of purchase price plus eventual taxes (e.g. VAT), costs of delivery and other direct costs (e.g. transport, assembly, etc.).

## Fixed assets

are **produced assets** that are used continuously in the production process for more than a year.

In accordance with ESA-95 and Slovenian accounting standards, fixed





sredstva razdelimo v dve veliki skupini:

- **opredmetena osnovna sredstva** (gradbeni objekti - stanovanjske in nestanovanjske stavbe ter gradbeni inženirski objekti in izboljšava zemljišč; stroji, oprema in prometna sredstva ter gojena naravna sredstva oz. večletni nasadi in osnovna čreda) in
- **neopredmetena osnovna sredstva** (študije, projekti in raziskovalna dela; programska oprema; zabava in izvirlniki oz. originali na področju filma, glasbe ipd.).

Nakupov zemljišč se od leta 1996 ne šteje več kot investicijo v osnovna sredstva.

V vrednosti **gradbenih del** upoštevamo tudi vrednost opreme, ki je vgrajena v gradbene objekte, v vrednost **opreme** pa so zajeti tudi stroški montaže, transporta in zavarovanja.

#### Viri financiranja investicij

To so vsi viri oz. izdatki, ki so potrebni za financiranje investicij za nova in rabljena osnovna sredstva in so: iz lastnih sredstev (tudi realizacija v lastni režiji), iz združenih sredstev, iz finančnih sredstev (kreditni in finančni najem), iz sredstev posebnih namenskih skladov iz Slovenije in Evropske unije ter pridobitev osnovnih sredstev brez nadomestil oz. brezplačno.

**Bruto investicije v nove zmogljivosti** so vlaganja za ustanavljanje novih samostojnih podjetij, organizacij in obratov ter graditev prometnih poti, ki jih prej ni bilo ali pa so imele drugačen namen kot na novo zgrajene.

**Bruto investicije za razširitev, rekonstrukcijo in posodobitev** so vlaganja v obstoječe zmogljivosti zaradi povečanega obsega proizvodnje ali storitev ali zaradi spremembe tehnologije in tehnike proizvodnje; zajemajo tudi preureditev že obstoječih objektov, opreme in naprav ter tudi graditev ali nabavo novih osnovnih sredstev v sklopu že obstoječe organizacijsko samostojne delovne enote.

**Bruto investicije za vzdrževanje obstoječih zmogljivosti na enaki ravni** so vlaganja zaradi zamenjave, intenzifikacije in racionalizacije proizvodnje, ne da bi širili razpoložljive zmogljivosti ali bistveno spreminjali sedanjo tehnologijo ali tehniko proizvodnje.

Opomba: Zaradi zaokroževanja na tisoč EUR se vsota vrednosti v vrsticah oz. stolpcih ne ujema povsem s skupno vrednostjo.

assets are divided into two large groups – i.e. tangible and intangible fixed assets:

- **tangible fixed assets** include construction work, land improvement, machinery, transport and other equipment, orchard development and breeding stock, whereas
- **intangible fixed assets** include studies, projects and research work; software and entertainment and originals in the field of literature, film, music, etc.

Since 1996 purchase of land has not been part of fixed capital formation.

**Construction work** also includes the value of equipment built in the buildings. The value of **equipment** includes costs of assembly, transport and insurance.

#### Sources of financing capital formation

These are all sources or expenditure necessary for financing fixed capital formation for new and existing fixed assets. They are divided into own financial assets, joint assets, financial credits, assets of funds from Slovenia and the European Union and acquisition without compensation.

**Gross investment in new capacities** is investment in creating new enterprises, organisations and units; construction of roads, etc., which previously did not exist or their purpose has been changed.

**Gross investment for enlargement, reconstruction and renovation** is investment in existing capacities because of increased volume of production or services, or because of the change of technology. It also covers reorganisation of existing buildings and equipment, and construction or purchase of new fixed assets within the scope of an existing organisationally independent unit.

**Gross investment for maintenance of existing capacities at the same level** is investment due to replacement, intensification and rationalisation of production, but without expanding the existing capacities or fundamentally changing the present technology.

Note: In some tables the total in the rows and columns does not correspond to the total value due to rounding to thousand EUR.

#### Sestavila / Prepared by: Božidara Benedik

Izdaja, založba in tisk Statistični urad Republike Slovenije, Ljubljana, Vožarski pot 12 - **Uporaba in objava podatkov dovoljena le z navedbo vira** - Odgovarja generalna direktorica mag. Irena Križman - Urednica zbirke Statistične informacije Marina Urbas – Urednica podzbirke Nataša Gorjan - Slovensko besedilo jezikovno uredila Ivanka Zobec - Angleško besedilo jezikovno uredil Boris Panič - Naklada 50 izvodov - ISSN zbirke Statistične informacije 1408-192X - ISSN podzbirke Poslovni subjekti 1580-1829 - Informacije daje Informacijsko središče, tel.: (01) 241 51 04 - El. pošta: info.stat@gov.si - http://www.stat.si.

Edited, published and printed by the Statistical Office of the Republic of Slovenia, Ljubljana, Vožarski pot 12 - **These data can be used provided the source is acknowledged** - Director-General Irena Križman - Rapid Reports editor Marina Urbas – Subject-matter editor Nataša Gorjan - Slovene language editor Ivanka Zobec - English language editor Boris Panič - Total print run 50 copies - ISSN of Rapid Reports 1408-192X - ISSN of subcollection Business entities 1580-1829 - Information is given by the Information Centre of the Statistical Office of the Republic of Slovenia, tel.: +386 1 241 51 04 - E-mail: info.stat@gov.si - http://www.stat.si.