

Larisa VRHUNC

med prsti zven podobe II

za orkester

V zavesti vzniknejo studenci in predejo
med prsti zven podobe; v drgetu valovijo
k svetlobi in strmoglavijo v bleščanju
strele. V dlaneh se zlomijo, v lase poniknejo,
v grmovje; z želom se dotikajo tišine.

Andrej Medved, Videnja (1994)

Prva izvedba: Slovenski glasbeni dnevi 2011
Ljubljana, Slovenska filharmonija, 5.4.2011
Simfoniki RTV Slovenija, dir. Marino Formenti

First performance: Slovenski glasbeni dnevi 2011
Ljubljana, Slovenska filharmonija, 5.4.2011
RTV Slovenia Symphony Orchestra, cond. Marino Formenti

ZASEDBA / ORCHESTRA

Pikolo / Piccolo
Flavta / Flute
Oboa / Oboe
Angleški rog / English horn
Klarinet v B / Bb Clarinet
Basovski klarinet / Bass clarinet
Fagot / Bassoon
Kontrafagot / Contrabassoon

Rog 1 / Horn 1
Rog 2 / Horn 2
Trobeta v C 1 / Trumpet in C 1
Trobeta v C 2 / Trumpet in C 2
Trombon 1 / Trombone 1
Trombon 2 / Trombone 2
Tuba

Timpanist / Timpani:

Timpan, večji (z večjo činelo na opni – kupola obrnjena navzdol) / Timpano, larger (with large cymbal on skin - dome upside down)
Vetрни zvončki - bambus / Wind chimes - bamboo
Flavta na poteg / Slide whistle

Tolkalec I / Percussion I:

Crotales
Xylophone
Bass drum
Tam-tam (middle)
Suspended cymbal (middle)
Sizzle cymbal
2 Almglocken
2 Woodblocks
2 Iron pipes
Maracas 1

Tolkalec II / Percussion II:

2 Gongs (f, as)
Tubular bells
Glockenspiel
Snare drum
Splash cymbal (small)
Suspended cymbal (large)
2 Cow bells
2 Temple blocks
2 Metal pipes
Maracas 2
Triangel
Rain stick
Slap stick

Harfa / Harp
Klavir / Piano

10 violin I / Violins I
10 violin II / Violins II
8 viol / Violas
6 violončelov (5. in 6. scordatura IV. strune č5 navzdol) / Violoncellos (5&6 scordatura IVth string perfect 5th down)
4 kontrabasi (3. in 4. scordatura V. strune v3 navzdol) / Contrabasses (3&4 scordatura Vth string major 3rd down)








LEGENDA

Splošne opombe:





Predznaki veljajo za ves takt, za lažje branje je dodanih nekaj opozorilnih predznakov.

Partitura je pisana v C.




Glissandi so postopni, počasni, začetni in končni ton nista poudarjena. Velikost glissanda določa grafični zapis (približno v ambitusu, kot ga zaobjema črta).

	četrtr-tona višje
	četrtr tona nižje, tričetrtr tona nižje
	dinamična stopnja »niente« (neslišen nastavek oz. zaključek tona)
	postopna sprememba tehnike igranja
	poltonski ali celotonski trilček
	bisbigliando, mikrointervalni oz. barvni trilček
	pusti zveneti

Pihala

	spust intonacije z ustnicami
	izigrani gliss. (kromatična lestvica ali drugo)
	dvojni trilček
	samo sapa brez višine
air tone	sapast ton z višino
flap, slap, pizz.	perkusivni efekti naj bodo dinamično uravnoteženi

Trobila

G nat. horn	zveneči niz v cevi z osnovo G
	spust intonacije z ustnicami (tbn: s potegom)
	izigrani gliss. (kromatična lestvica ali drugo)
	igranje in glas, nastane multifonik
V.T.	ventilni tremolo

Tolkala



drgnjenje po površini – hitro, energično



po opni krožiti s palcem, lahko tudi superball



zadušiti vibriranje



pritakniti predmet, da delno ustavi vibriranje instrumenta; nastane brenčeč zvok



krožni gibi (marakas, veliki boben), nastane kontinuiran zvok

rim

po robu s palčkami – ni rim shot

s.d. sticks

palčke za vojaški boben

Harfa, klavir



harfa: pedal polovično pritisniti, da le delno ustavi strune in nastane brenčeč zvok



drgnjenje po strunah, hitro, energično (klavir in harfa; najbolje z nohti, lahko tudi s palčkami ali drugimi predmeti)



z dlanjo udariti po nizkih strunah

tremolo med dvema strunama klavirja z glasbenimi vilicami

Godala



zadušiti strune (sapast ton brez višine), več prstov, da ni flaggioletov



najvišja nota na struni




ricochet

nat.

naravni flaggiolet

artif.

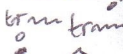
umetni flaggiolet



trilček med najvišjimi flaggioleti



več pritiska in počasnejši lok, da zaškripa



dovolj hitro dotikanje vozla, da se prazna struna ne oglasi



počasnejši trilček na vozlu, oglašata se flaggiolet in prazna struna



violončelo: tremolo z rahlim pritiskom na vozlu, oglasijo se vsi trije toni

Flaggioleti kontrabasov zvenijo oktavo nižje kot so notirani (non suoni reali)








PERFORMANCE NOTES

General remarks:





Accidentals are valid for the whole measure; some cautionary accidentals are added to simplify reading.

The score is written in C.




The glissandi are gradual, slow; the starting and final pitch should not be emphasized. The range of glissando is determined by graphics (approxim. within the ambitus covered by the line).

	quarter-tone higher
	quarter-tone lower, three-quarter-tone lower
	dynamics »niente« (inaudible attack / decay)
	gradual change of playing technique
	half- or whole-step trill
	bisbigliando, microinterval / timbral trill
	let ring

Woodwinds

	lip-bend
	fingered gliss. (chromatic scale or other)
	double trill
	only air without pitch
air tone	sound with a lot of air and some pitch
flap, slap, pizz.	percussive sounds should be equally loud

Brass

G nat. horn	sounding natural harmonics of G-tube
	lip-bend (tbn: with slide)
	fingered gliss. (chromatic scale or other)
	play and sing, the result is a multiphonic
V.T.	valve tremolo

Percussion



scratching on the surface – fast, energetic




circulate on the skin with a thumb, superball can be used instead



stop the vibration



touch the instrument with an object so that the vibrating is partially stopped; a buzzing sound



circular movements (maracas, bass drum), continuous sound is obtained

rim

on the rim with sticks – not a rim shot

s.d. sticks

snare drum sticks

Harp, piano



harp: half-depress the pedal so that the strings are partially stopped; a buzzing sound



scratching the strings, fast, energetic (piano and harp; with nails, sticks or other suitable object)



hit the low strings with palm



tremolo between the indicated piano strings with the tuning fork

Strings



Stop the strings (airy tone with no pitch), use several fingers to avoid harmonics



the highest pitch on the string




ricochet

nat.

natural harmonic

artif.


artificial harmonic



trill between the highest harmonics

scratch

more pressure and slower bow to obtain a scratching sound



touch the nod fast enough to avoid sounding of the open string



slower trill on the nod, both harmonic and open string sound



violoncello: tremolo with light pressure on the nod, all three pitches sound

Contrabass harmonics sound an octave lower than notated (non suoni reali)

med prsti zven podobe II

Larisa Vrhunc
(2011)

♩ = 66

Piccolo

Flute

Oboe

English Horn

Clarinet in B \flat

Bass Clarinet

Bassoon

Contrabassoon

Horn in F 1

Horn in F 2

Trumpet in C 1

Trumpet in C 2

Trombone 1

Trombone 2

Tuba

Timpani

Percussion

crotales

mp

tubular bells - hard mallets

mp

Harp

Piano

♩ = 66

Violin I

Violin II

Viola

Violoncello

1

non suoni reali
(sounds 8' lower)

artif.

mp

2

3

artif.

mp

III V (scordatura)

4

mp

I II III V (scordatura)

9

Picc. *air tone - pp*

Fl. *air tone - pp* *breath tr mf*

Ob. *key noise*

E. Hn. *key noise*

B♭ Cl. *key noise* *breath tr mf*

B. Cl. *key noise* *breath tr mf*

Bsn. *key noise*

C. Bn. *key noise*

Hn. 1 *breath mf*

Hn. 2 *breath mf*

C Tpt. 1 *breath mf*

C Tpt. 2 *breath mf*

Tbn. 1

Tbn. 2

Tuba

Timp. *timp. shell s.d. sticks p*

Perc. *bass drum with thumb p* *bass drum rim s.d. sticks p* *rim - 1 - thumb mp*

Perc. *snare drum s.d. sticks p* *rim p*

Hp.

Pno. *mp*

Vn. I

Vn. II

Vla.

Vc.

Cb. *artif.* *nat. flagg. gliss.* *IV V* *II* *I* *II* *I* *III* *nat. flagg. gliss.*

17

Picc. Fl. Ob. E. Hn. B♭ Cl. B. Cl. Bsn. C. Bn.

key noise

key noise

key noise

key noise

key noise

key noise

key noise

17

Hn. 1 Hn. 2 C Tpt. 1 C Tpt. 2 Tbn. 1 Tbn. 2 Tuba

flz. breath

flz. breath

harmon mute

pp

tr

straight mute

p

tr

straight mute

p

tr

straight mute

p

17

Temp. Perc. Perc. Hp. Pno.

timp. shell

s.d. sticks

bass drum with thumb

rim s.d. sticks

sizzle cymbal s.d. sticks

mp

tubular bells

wire brush gliss.

snare drum rim s.d. sticks

splash cymbal soft mallets

mp

mp

mf

touch the string nodes with palm edge gliss. with nail

touch the string nodes with palm edge gliss. with nail

17

Vn. I Vn. II Vla. Vc. Cb.

artif.

IV nat. flagg. gliss.

IV artif.

Picc. *breath*

Fl. *breath*

Ob. *breath*

E. Hn. *breath*

B♭ Cl. *breath*

B. Cl. *breath*

Bsn. *breath*

C. Bn. *breath*

Hn. 1 *flz. breath*

Hn. 2 *flz. breath*

C Tpt. 1 *(sord.) pp*

C Tpt. 2 *flz. breath*

Tbn. 1 *flz. breath*

Tbn. 2 *flz. breath*

Tuba

Timp. *timp. shell s.d.sticks p (shell) (change position)*

Perc. *bass drum soft mallets s snare drum rim p susp. cymbal arco iron p. snare rim temple b. cow b. p*

Hp.

Pno.

Vn. I *c.l.b. divisi mp pizz. s 3*

Vn. II *c.l.b. divisi mp pizz. s 3*

Vla.

Vc. ** some pressure on the nod to make all three pitches audible 1, 2 3, 4 5, 6 mp*

Cb. *nat. flagg. gliss. artif. ric. (scordatura) ric.*

31

Picc. Fl. Ob. E. Hn. B♭ Cl. B. Cl. Bsn. C. Bn.

Hn. 1 Hn. 2 C Tpt. 1 C Tpt. 2 Tbn. 1 Tbn. 2 Tuba

Timp. Perc. Perc. Hp. Pno.

31

Vn. I Vn. II Vla. Vc. Cb.

timp. shell
 Wind chimes bamboo
 hard m. (plastic) crot. sizzle p
 tam-tam arco
 splash c. gong
 splash rubber m. cow b. arco
 susp. c. rubber m. rubber m. almg. arco
 susp. c. arco gong rubber m.

p
 nat. flagg. gliss.
 mp
 nat. flagg. gliss.
 mp
 keep the distance between fingers unchanged
 mp
 point
 p
 mp
 (scordatura) mp
 pizz.
 mp
 c.l.b.
 mp
 pizz.
 mp

Picc. Fl. Ob. E. Hn. B♭ Cl. B. Cl. Bsn. C. Bn. Hn. 1 Hn. 2 C Tpt. 1 C Tpt. 2 Tbn. 1 Tbn. 2 Tuba

Temp. Perc. Perc. Hp. Pno.

Vn. I Vn. II Vla. Vc. Cb.

46

Picc. *pizz.*
mp

Fl. *pizz.*

Ob.

E. Hn.

B♭ Cl. *lip-bend*
p

B. Cl. *soft slap*
p

Bsn. *ord.*
pp

C. Bn. *flap*

Hn. 1 *do not correct the pitch*
p

Hn. 2

C Tpt. 1 *straight mute*
p

C Tpt. 2

Tbn. 1 *sord.*
pp

Tbn. 2 *sord.*
pp

Tuba *sord.*
pp

Temp.

Perc. *Maracas 1*

Perc. *Rain stick*

Hp. *mp*

Pno. *gentle 8-shaped movements with palm on the strings of the lowest two octaves*
mp

Vn. I *1, 2 senza vibr.*
p

Vn. II *slow, small pitch oscillations (max. 1/4 tone up-down)*

Vla. *pizz.*

Vc. *f*
15 cm up the fingerboard
on the bridge

Cb. *p*

5/1

Picc. *pizz.*

Fl. *pizz.*

Ob.

E. Hn.

B♭ Cl. *ord.* *p* *slap*

B. Cl. *soft slap* *fltz.* *soft slap* *fltz.* *slap* *soft slap*

Bsn. *6*

C. Bn. *ord.* *flap* *5* *pp*

Hn. 1 *5/1* *pp*

Hn. 2

C Tpt. 1 *p*

C Tpt. 2 *harmon mute* *p*

Tbn. 1 *pp*

Tbn. 2 *pp*

Tuba *pp*

Timp.

Perc. *p*

Perc. *p*

Hp. *mp*

Pno. *mp*

Vn. I *flaut.*

Vn. II

Vla. *nat. flagg. gliss.* *mp* *non div.* *p*

Vc. *15 cm up the fingerboard* *3* *5* *7* *on the bridge* *5* *6* *ord.* *p*

Cb. *8va* *p* *pizz.* *p* *pizz.* *p* *pizz.* *p*

56

Pic. *ord.* *mp*

Fl. *mp* *ord.* *mp*

Ob. *mp*

E. Hn. *mp*

B♭ Cl. *mp*

B. Cl. *mp*

Bsn. *mp*

C. Bn. *mp*

Hn. 1 *mp*

Hn. 2 *mp*

C Tpt. 1 *mp*

C Tpt. 2 *mp*

Tbn. 1 *p* (sord.)

Tbn. 2 *p* (sord.)

Tuba *p* (sord.)

Temp. *p*

Perc. *mf* 2 Almglocken wire brush

Perc. *mf*

Hp. *mf* *mp* *ord.* with palm on the strings

Pno. *mf* *mp* with palm on the strings *ord.*

Vn. I *mf*

Vn. II *mf*

Vla. *f* *p* *ric.* *mf* *c.l.b.* *ric.* *nat. flagg. gliss.* *p* *ric.* *simult.*

Vc. *f* *p* *ric.* *mf* *c.l.b.* *ric.* *nat. flagg. gliss.* *p* *ric.* *simult.*

Cb. *f* *p* *ric.* *mf* *c.l.b.* *ric.* *nat. flagg. gliss.* *p* *ric.* *simult.*

Repeat the pattern as fast as possible and with no rests, later on insert some rests irregularly

60

Picc. *p* *mp*

Fl. *p* *mp*

Ob. *mp*

E. Hn. *p* *mp*

B♭ Cl. *mf*

B. Cl. *mf* *p*

Bsn. *p*

C. Bn. *p*

Hn. 1 *p*

Hn. 2 *p*

C Tpt. 1 *mf* straight mute V.T.

C Tpt. 2 *mf* harmon mute

Tbn. 1 *p* *mf* I-VII

Tbn. 2 *p* *mf* I-VII

Tuba *p* *mf*

Temp. *p*

Perc. *mp* xylophone, w.bl., iron pipes, almg. - w. bl., bass drum

Perc. *mp* tubular bells, gong soft b., splash, cow b., temple b.

Hp. *f* *mp*

Pno. *f* *mp*

Vn. I *mf* II nat. flagg. gliss.

Vn. II *mp* *mf* II *molto pont.*

Vla. *mf* *mp* ord. ric. ric. *pont.* ord.

Vc. *mp* *mf* II *pont.* *molto pont.* flaut. flaut.

Cb. *mf* *mp* III nat. flagg. gliss. *pont.* *molto pont.* III nat. flagg. gliss.

Picc. *p* *mp*

Fl. *p* *mp*

Ob. *mp*

E. Hn. *mp*

B♭ Cl. *p* *f* *mf* *mp*

B. Cl. *mf* *p*

Bsn. *p*

C. Bn. *p*

Hn. 1 *p* V.I. *mp*

Hn. 2 *mp*

C Tpt. 1 *p* *mp*

C Tpt. 2 *p* *mp*

Tbn. 1 *mf* *p* I-VII

Tbn. 2 *mf* *p* I-VII

Tuba *mf* *p*

Timp. *p* *mf* timp. shell

Perc. *p* *mf* thumb *mp* w. bl. xylophone iron pipes almg. *p* soft rubber *mf* *mp* *p*

Perc. *f* splash *mp* *p* soft rubber glockensp. iron pipes temple b. tubular b. *p*

Hp. *f* *mp*

Pno. *f* *mp*

Vn. I *mf* nat. flagg. gliss.

Vn. II *mf* *p* *mf* *mp* *p* *mf* *mp* *p* *f*

Vla. *mf* *p* *mf* *mp* *p* *mf* *mp* *p* *f*

Vc. *mf* *p* *mf* *mp* *p* *mf* *mp* *p* *f*

Cb. *mf* *p* *mf* *mp* *p* *mf* *mp* *p* *f*

III keep the distance between fingers unchanged *mf* *mp* *p*

III keep the distance between fingers unchanged *mf* *mp* *p*

III keep the distance between fingers unchanged *mf* *mp* *p*

III nat. flagg. gliss. *mf* *mp* *p*

III nat. flagg. gliss. *mf* *mp* *p*

III nat. flagg. gliss. *mf* *mp* *p*

III nat. flagg. gliss. *mf* *mp* *p*

68

Picc. *mp*

Fl. *mp*

Ob. *mp*

E. Hn. *mp*

B♭ Cl. *mp*

B. Cl. *p*

Bsn. *mp*

C. Bn. *mp*

Hn. 1 *p*

Hn. 2 *p*

C Tpt. 1 *f* *flz.*

C Tpt. 2 *f* *V.T.*

Tbn. 1 *mf*

Tbn. 2 *mf*

Tuba *mf*

Timp. *mf* *wind chimes - bamboo*

Perc. *mf* *crot. almgl. xylo*

Perc. *mf* *gong temple b. cow b. cow b. - temple bl.*

Hp. *f* *ord. + palm*

Pno. *mf*

Vn. I *mf*

Vn. II *mp*

Vla. *mf*

Vc. *mf* *nat. flagg. gliss.*

Cb. *mf*

Picc. *jet whistle* *f* *jet whistle* *f*

Fl. *mf* *f* *mf*

Ob. *mf*

E. Hn. *mf*

B♭ Cl. *mf*

B. Cl. *mf*

Bsn. *mf*

C. Bn. *mf*

Hn. 1 *mp* *mf* *mf* *lip-bend* *mf* *lip-bend*

Hn. 2 *mf*

C Tpt. 1 *mp* *mf* *lip-bend* *mf* *lip-bend*

C Tpt. 2 *mf* (sord.)

Tbn. 1 *mf*

Tbn. 2 *mf* *gliss. with voice*

Tuba *mf* *gliss. with voice*

Timp. *slide whistle* *f*

Perc. *sizzle* *almgl. susp. c.* *almgl. - w bl* *mf*

Perc. *RH: iron pipes* *LH: temple bl.* *mf* *cow b. - temple bl.* *mf* *cow b. - temple bl.*

Hp. *f* *f* *mf* *mf* *8va*

Pno. *f* *f* *ff* *mf* *15va*

Vn. I *f* *c.l.b.* *pizz.* *arco* *div.* *pizz.* *arco* *div.*

Vn. II *f* *c.l.b.* *nat. flagg. gliss.* *IV nat. flagg. gliss.*

Vla. *ff* *flaut.* *ff* *flaut.* *mp* *non div.* *ric.* *non div.*

Vc. *f* *flaut.* *f* *flaut.* *f* *flaut.* *mp* *non div.* *ric.* *non div.* *div.* *unis.* *pizz.* *arco* *div.*

Cb. *f* *III nat. flagg. gliss.* *II* *III* *keep the distance between fingers unchanged* *f* *keep the distance between fingers unchanged*

** > always f; cres always from pp to ff; dim. always from ff to pp*

This page of a musical score contains 23 staves, each labeled with an instrument. The instruments listed from top to bottom are:

- Picc. (Piccolo)
- Fl. (Flute)
- Ob. (Oboe)
- E. Hn. (English Horn)
- B♭ Cl. (B-flat Clarinet)
- B. Cl. (Bass Clarinet)
- Bsn. (Bassoon)
- C. Bsn. (Contrabassoon)
- Hn. 1 (Horn 1)
- Hn. 2 (Horn 2)
- C Tpt. 1 (C Trumpet 1)
- C Tpt. 2 (C Trumpet 2)
- Tbn. 1 (Trombone 1)
- Tbn. 2 (Trombone 2)
- Tuba
- Timp. (Timpani)
- Perc. (bass drum soft b.)
- Perc. (cow b.)
- Hp. (Harp)
- Pno. (Piano)
- Vn. I (Violin I)
- Vn. II (Violin II)
- Vla. (Viola)
- Vc. (Violoncello)
- Cb. (Double Bass)

The score includes various musical notations such as notes, rests, and dynamic markings (e.g., *mf*, *sfz*, *f*, *p*). Performance instructions are present throughout, including 'jet whistle', 'slide whistle', 'plunger', 'almgl.', 'ord.', 'div.', 'non div.', 'ric.', 'pont.', 'tasto', 'nat. flagg. gliss.', and Roman numerals 'IV' and 'III'. The page number '70' is printed at the beginning of several staves.

86

Picc. *jet whistle* *mf* *jet whistle* *mf* *jet whistle* *mf* *jet whistle* *mf*

Fl. *jet whistle* *mf* *jet whistle* *mf* *jet whistle* *mf* *jet whistle* *mf*

Ob. *mf* *mf* *mf* *mf* *mf* *mf* *mf* *mf*

E. Hn. *mf* *mf* *mf* *mf* *mf* *mf* *mf* *mf*

B♭ Cl. *mf* *mf* *mf* *mf* *mf* *mf* *mf* *mf*

B. Cl. *mf* *mf* *mf* *mf* *mf* *mf* *mf* *mf*

Bsn. *mf* *mf* *mf* *mf* *mf* *mf* *mf* *mf*

C. Bn. *mf* *mf* *mf* *mf* *mf* *mf* *mf* *mf*

Hn. 1 *86* *G - nat. horn* *mf* *flz.* *mf* *mf* *mf* *mf*

Hn. 2 *mf* *mf* *mf* *mf* *mf* *mf* *mf* *mf*

C Tpt. 1 *half-valved* *mf* *mf* *mf* *mf* *mf* *mf* *mf*

C Tpt. 2 *mf* *mf* *mf* *mf* *mf* *mf* *mf* *mf*

Tbn. 1 *mf* *mf* *mf* *mf* *mf* *mf* *mf* *mf*

Tbn. 2 *mf* *mf* *mf* *mf* *mf* *mf* *mf* *mf*

Tuba *mf* *mf* *mf* *mf* *mf* *mf* *mf* *mf*

Timpani *slide whistle* *mf* *mf* *mf* *mf* *mf* *mf* *mf*

Perc. *crot. arco* *mf* *almgl.* *mf* *sizzle s.d. sticks* *mf* *dome* *mf*

Perc. *glock. arco* *f* *cow b. - temple bl.* *mf* *slap-stick* *ff*

Harp *mf* *ff* *mf* *mf* *mf* *mf* *mf* *mf*

Piano *mf* *mf* *mf* *mf* *mf* *mf* *mf* *mf*

Vn. I *86* *div. b♭* *mf* *div.* *mf* *unis.* *mf* *mf* *mf*

Vn. II *mf* *mf* *mf* *mf* *mf* *mf* *mf* *mf*

Vla. *nat. flagg. glisc.* *mf* *mf* *mf* *mf* *mf* *mf* *mf*

Vc. *div.* *mf* *non div.* *mf* *unis.* *mf* *div.* *mf*

Cb. *mf* *mf* *mf* *mf* *mf* *mf* *mf* *mf*

9/1

Picc. *mf* *p*

Fl. *mf* *p*

Ob. *mf* *p*

E. Hn. *mf* *p*

B♭ Cl. *mf* *p* *pp*

B. Cl. *mp* *p* *pp*

Bsn. *mp* *p* *pp*

C. Bn. *mp* *p*

Hn. 1 *mp* *p*

Hn. 2 *mp* *p*

C Tpt. 1 *p*

C Tpt. 2 *p*

Tbn. 1 *pp*

Tbn. 2 *pp*

Tuba

Temp.

Perc. *pp* *pp*

Perc. *pp*

Hp.

Pno. *secco* *p*

Vn. I *pp* *div.* *p* *pizz. div.* *p*

Vn. II *pppp* *2-4x* *III or IV nat. flagg. gliss. ric.* *Repeat the pattern as fast as possible and with no rests, later on insert some rests irregularly.* *Move the bow slowly between the two extreme positions (2-4 bars) ON the bridge / ca 10 cm ON the fingerboard* *III or IV nat. flagg. gliss. ric.* *Repeat the pattern as fast as possible and with no rests, later on insert some rests irregularly.* *Move the bow slowly between the two extreme positions (2-4 bars) ON the bridge / ca 10 cm ON the fingerboard*

Vla.

Vc. *flaut.* *p* *flauto* *p* *flauto* *p* *flauto* *p*

Cb. *mf* *mf* *mf* *p* *p* *p*

Picc. Fl. Ob. E. Hn. B♭ Cl. B. Cl. Bsn. C. Bn. Hn. 1 Hn. 2 C Tpt. 1 C Tpt. 2 Tbn. 1 Tbn. 2 Tuba Timp. Perc. Perc. Hp. Pno. Vn. I Vn. II Vla. Vc. Cb.

key noise breath key noise breath key noise breath key noise breath key noise breath key noise breath flz. breath flz. breath breath flz. breath flz. breath tam-tam soft b. pp mp p mf mf *ad. sempre* pp *pp* gradually (until m. 105) dampen the strings slowly move to sul pont.; keep position gradually (until m. 105) dampen the strings slowly move to sul pont.; keep position

105

Picc. *key noise*

Fl. *key noise*

Ob. *key noise*

E. Hn. *key noise*

B♭ Cl. *key noise* *breath*

B. Cl. *key noise* *breath*

Bsn. *key noise* *breath*

C. Bn. *key noise* *breath*

105

Hn. 1 *flz. breath* *breath*

Hn. 2 *flz. breath* *breath*

C Tpt. 1 *flz.* *breath*

C Tpt. 2 *flz.* *breath*

Tbn. 1 *flz. breath* *I-VII*

Tbn. 2 *flz. breath* *I-VII*

Tuba *breath*

Timp. *cymb. on the timp. skin* *light (s.d.) sticks* *touch the edge with gumo scraper lightly*

Perc. *iron pipe soft rubber* *mp* *crot.* *mp* *touch the edge with gumo scraper lightly* *p* *ped. gliss.* *stop the cymbal with hand and lift the timp. pedal*

Perc. *tubular bells* *mp* *glock.* *p* *crot.* *p* *tub. b.* *snare drum* *ppp*

Hp. *mp* *p*

Pno. *mp* *p*

105

Vn. I

Vn. II ** change the position of <f> randomly* *mp* *p*

Vla.

Vc.

Cb.

127

Picc. Fl. Ob. E. Hn. B♭ Cl. B. Cl. Bsn. C. Bn.

127

Hn. 1 *sord.* Hn. 2 *p*

C Tpt. 1 C Tpt. 2 Tbn. 1 Tbn. 2 Tuba Timp. Perc. Perc. Hp. *mp* Pno.

127

Vn. I Vn. II

Vla. *c.l.b. change bow position randomly*
change bow position randomly
c.l.b. change bow position randomly
change bow position randomly

Vc. *1/2 legno* *c.l.t. ric.* *V ric.* *V ric.* *1/2 legno* *c.l.t. ric.* *V ric.*

Cb. *c.l.t. ric.* *1/2 legno* *V ric.* *1/2 legno* *c.l.t. ric.* *V ric.*

Pic. *pp* *mf*

Fl. *mf*

Ob.

E. Hn.

B♭ Cl.

B. Cl.

Bsn.

C. Bn. *flap*

Hn. 1 *p* *mf*

Hn. 2 *p* *mp*

C Tpt. 1

C Tpt. 2

Tbn. 1 *p* *mf*

Tbn. 2 *p* *mf*

Tuba

Temp.

Perc. *crot.* *mf*

Perc. *susp. c.* *mp* *mf* *tubular b. - hammer*

Hp.

Pno. *6^{tes}*

Vn. I *flaut.* *end.* *f* *mf*

Vn. II *f* *mf*

Vla. *f* *mf*

Vc. *f* *mf*

Cb. *f* *mf*