



STATISTIČNE INFORMACIJE RAPID REPORTS

10. JULIJ 2006
10 JULY 2006

št./No 134

20 TRGOVINA IN DRUGE STORITVENE DEJAVNOSTI DISTRIBUTIVE TRADE AND OTHER SERVICE ACTIVITIES

št./No 27

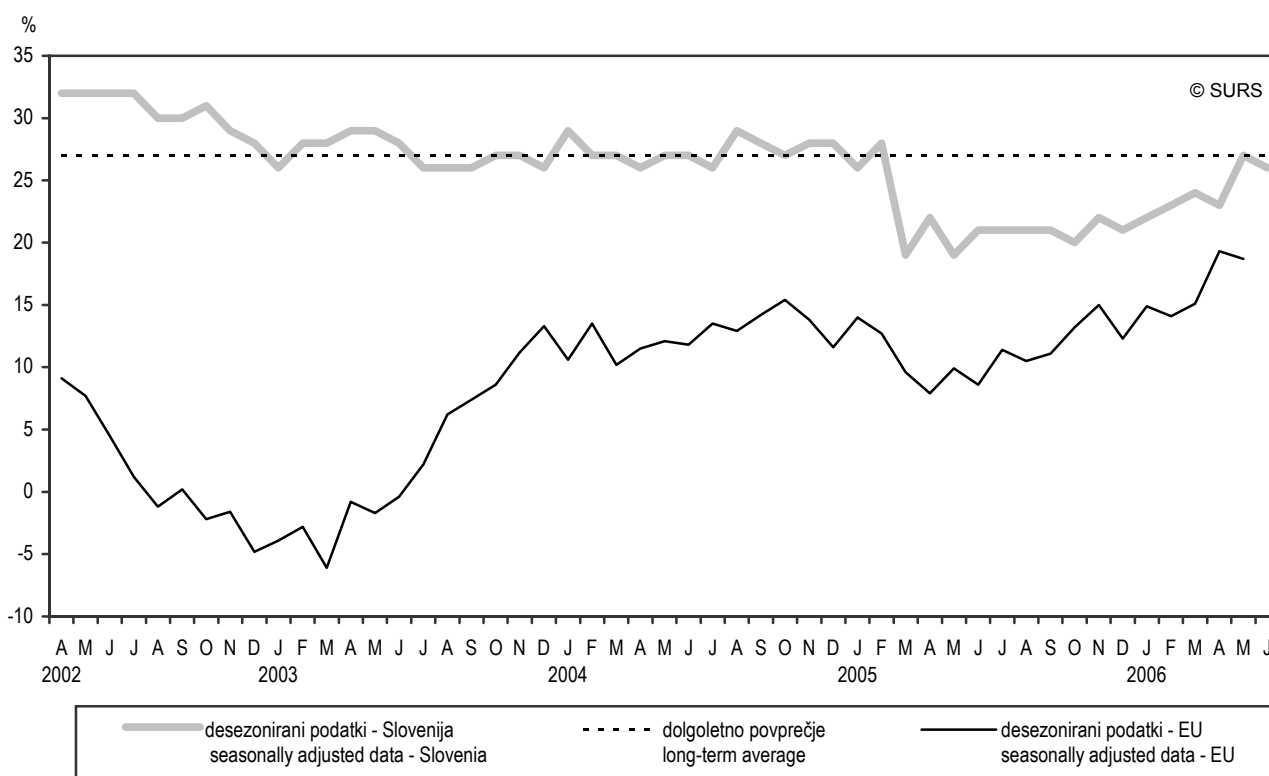
POSLOVNE TENDENCE V STORITVENIH DEJAVNOSTIH, SLOVENIJA, JUNIJ 2006

BUSINESS TENDENCY IN SERVICES, SLOVENIA, JUNE 2006

- ▶ Desezonirana vrednost kazalnika zaupanja v storitvenih dejavnostih je bila junija 2006 za 1 odstotno točko nižja od vrednosti v preteklem mesecu, za 5 odstotnih točk višja kot v juniju 2005 in za 4 odstotnih točk višja od lanskega povprečja.
- ▶ Vrednosti vseh kazalnikov stanj in pričakovanj so se v primerjavi s preteklim mesecem poslabšali (izjemi sta kazalnik zaposlovanja in pričakovanih prodajnih cen).
- ▶ Compared to the previous month the seasonally adjusted services confidence indicator decreased by 1 percentage point; compared to June 2005 it increased by 5 percentage points and was 4 percentage points above last year's average.
- ▶ The observed indicators for appreciation of the situation and expectations decreased compared to the previous month (except the indicator of employment and selling prices expectations).

1. KAZALNIK ZAUPANJA¹⁾ V SLOVENIJI IN EU²⁾, APRIL 2002–JUNIJ 2006

CONFIDENCE INDICATOR¹⁾ IN SLOVENIA AND EU²⁾, APRIL 2002–JUNE 2006



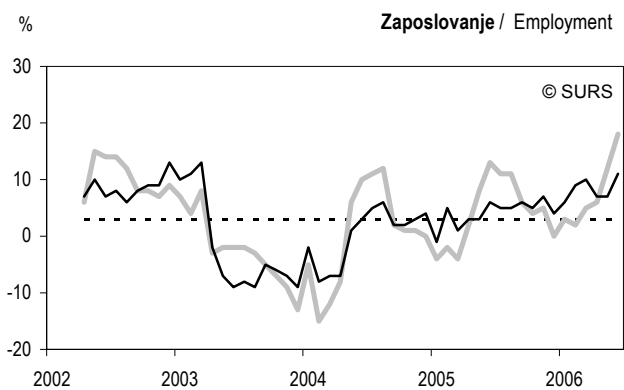
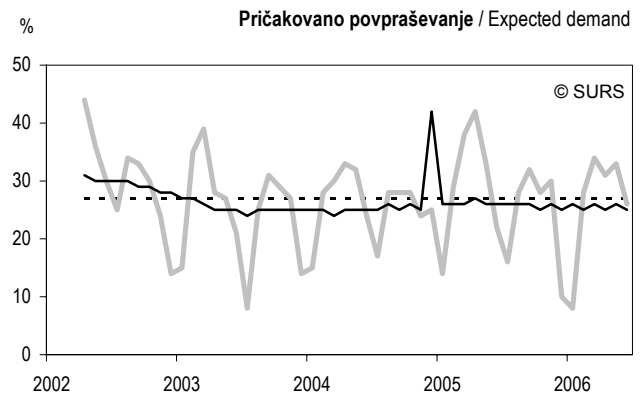
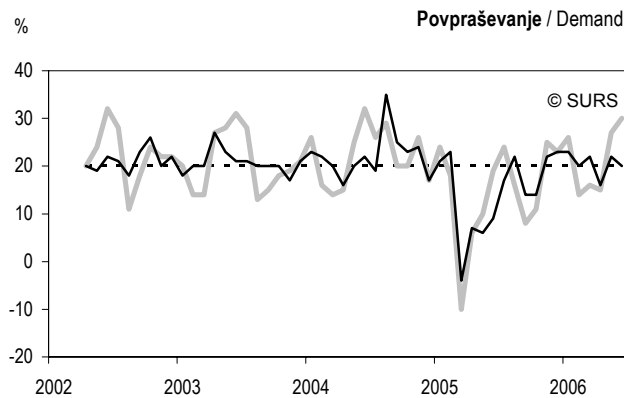
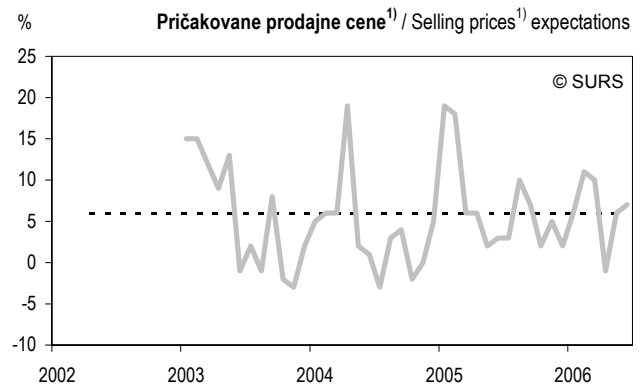
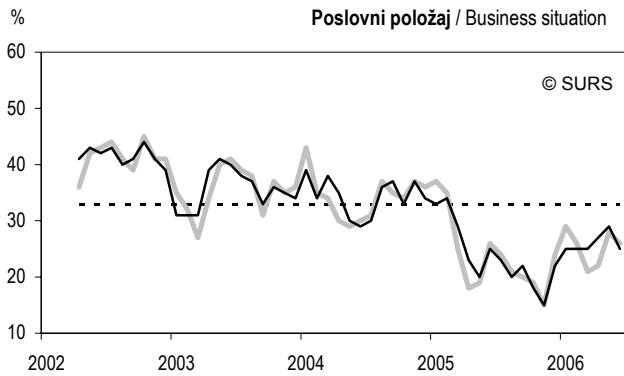
- 1) Kazalnik zaupanja je povprečje odgovorov (ravnotežij) na vprašanja o poslovnem položaju ter sedanjem in pričakovanem povpraševanju. The confidence indicator is an average of responses (balances) to questions on business situation and present and expected demand.
- 2) Vir podatkov je Evropska komisija (http://europa.eu.int/comm/economy_finance/indicators/businessandconsumersurveys_en.htm). Podatki o EU za zadnji mesec niso na voljo. The source for EU data is the European Commission (http://europa.eu.int/comm/economy_finance/indicators/businessandconsumersurveys_en.htm). Data for the EU for the last month are not available.

2. GIBANJE EKONOMSKIH KAZALNIKOV V STORITVENIH DEJAVNOSTIH V SLOVENIJI, APRIL 2002–JUNIJ 2006

EVOLUTION OF ECONOMIC INDICATORS IN SERVICES IN SLOVENIA, APRIL 2002 - JUNE 2006

Ocena stanj / Appreciation of situation

Pričakovanja v naslednjih 3 mesecih / Expectations in the next 3 months

— originalni podatki
raw data— desezonirani podatki
seasonally adjusted data- - - - - dolgotrajno povprečje
long-term average

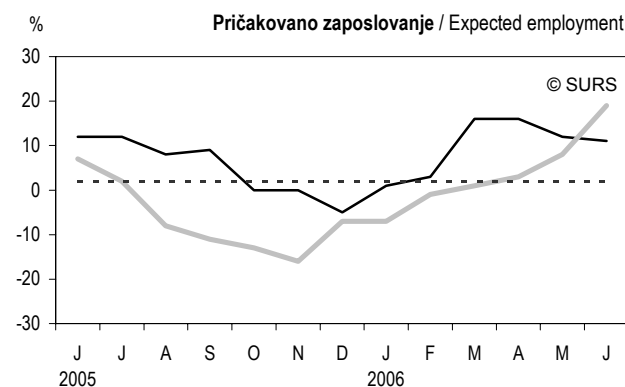
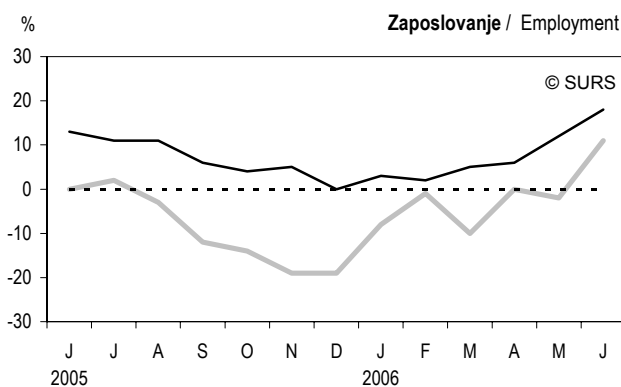
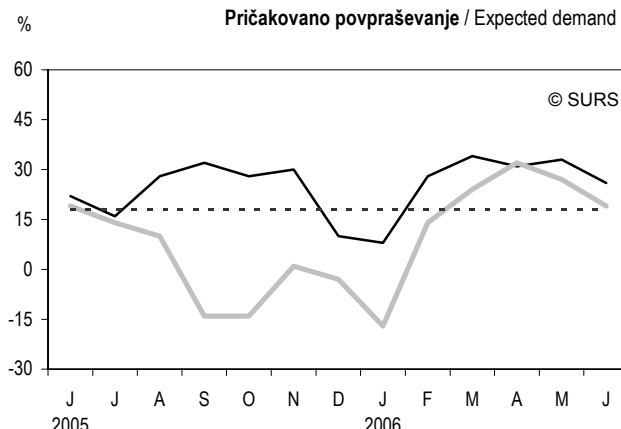
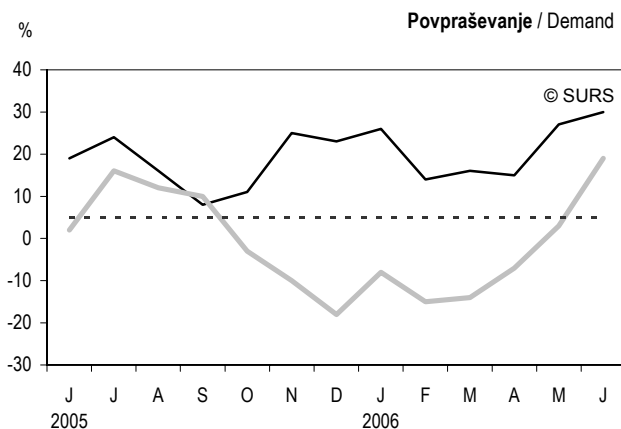
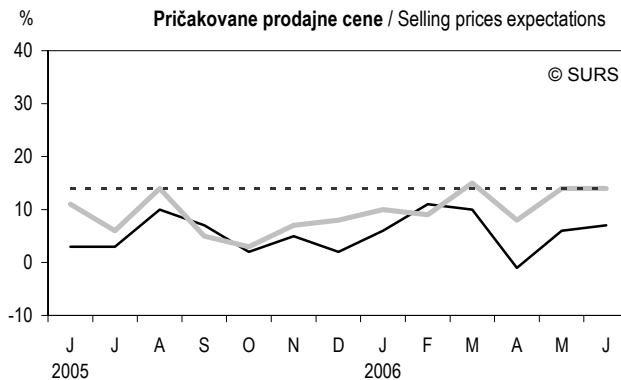
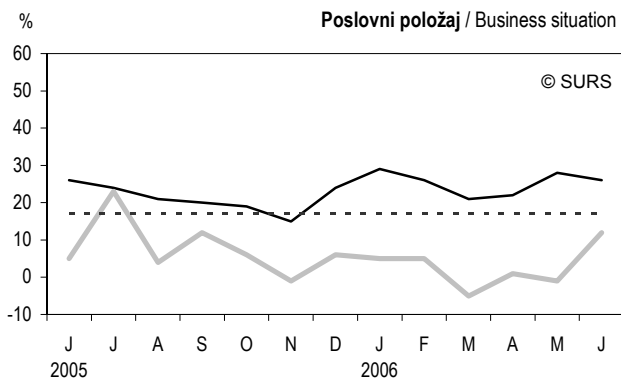
1) Sezonska komponenta ni prisotna. / No seasonal component.

2.1 Gibanje ekonomskih kazalnikov v gostinstvu in s turizmom povezanih dejavnostih, junij 2005-junij 2006

Evolution of economic indicators in hotels and restaurants and in tourist assistance activities, June 2005-June 2006

Ocena stanj / Appreciation of situation

Pričakovanja v naslednjih 3 mesecih / Expectations in the next 3 months



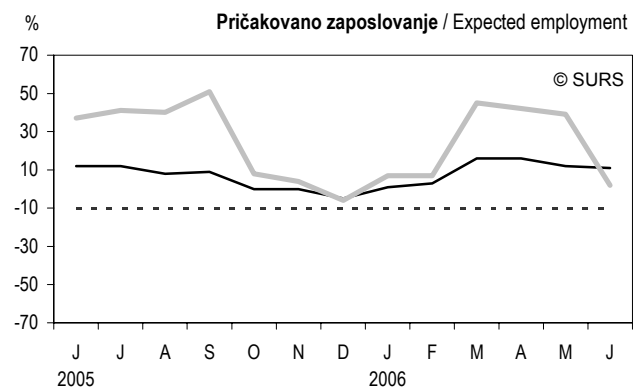
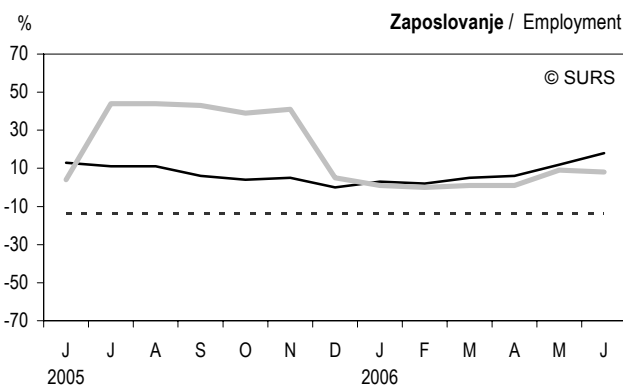
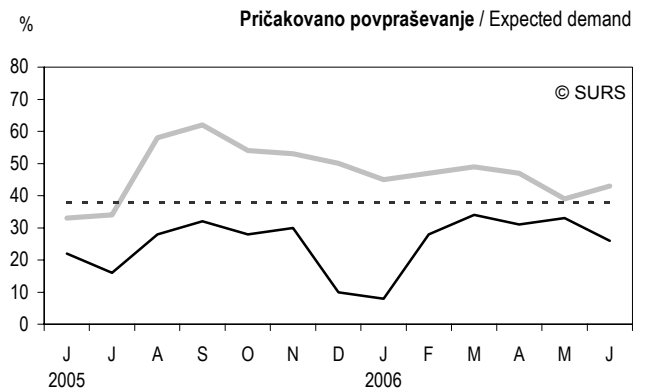
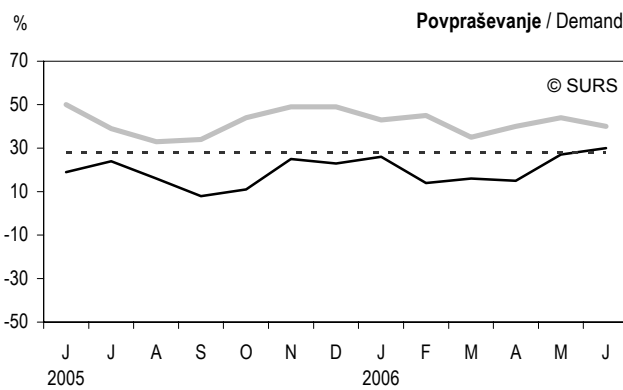
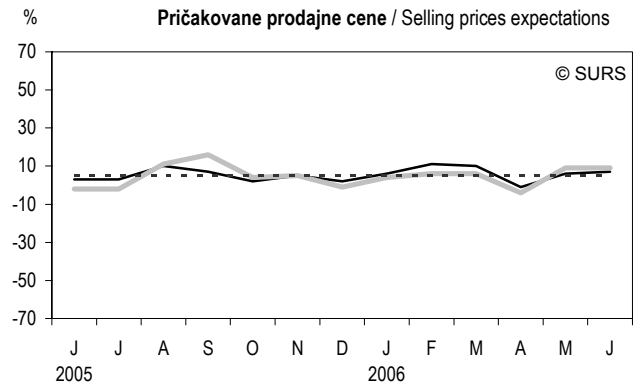
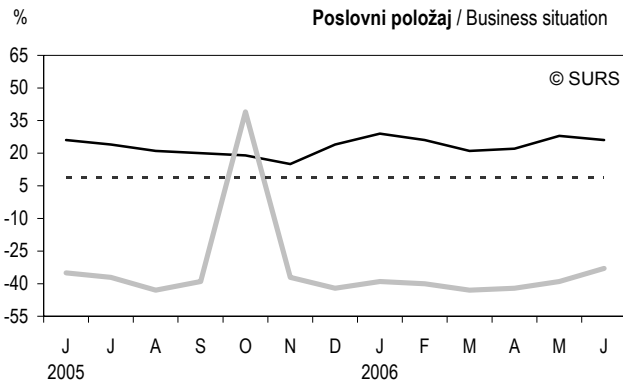
gostinstvo in s turizmom povezane dejavnosti
 hotels and restaurants, and tourist assistance activities
 storitvene dejavnosti
 services
 dolgoletno povprečje
 long-term average

2.2 Gibanje ekonomskih kazalnikov v kopenskem, vodnem in zračnem prometu, junij 2005-junij 2006

Evolution of economic indicators in land, water and air transport, June 2005-June 2006

Ocena stanja / Appreciation of situation

Pričakovanja v naslednjih 3 mesecih / Expectations in the next 3 months



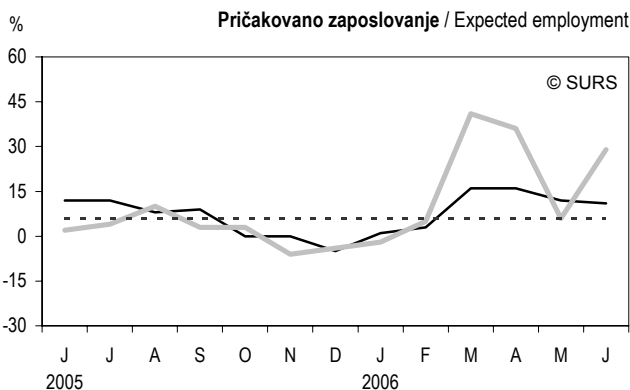
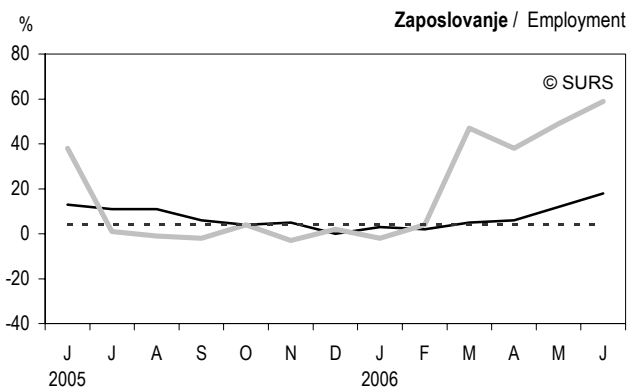
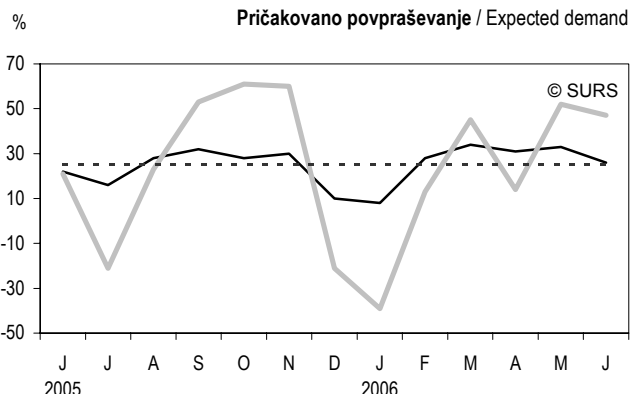
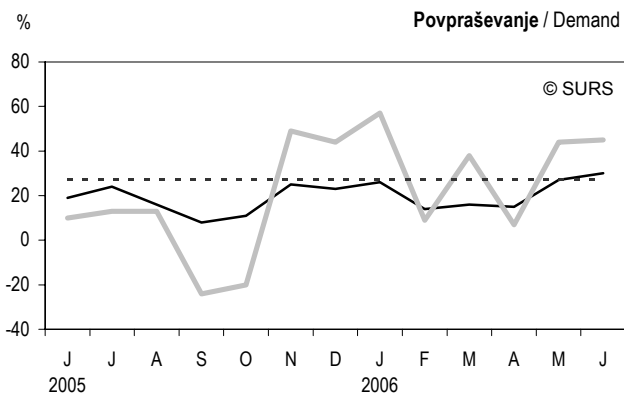
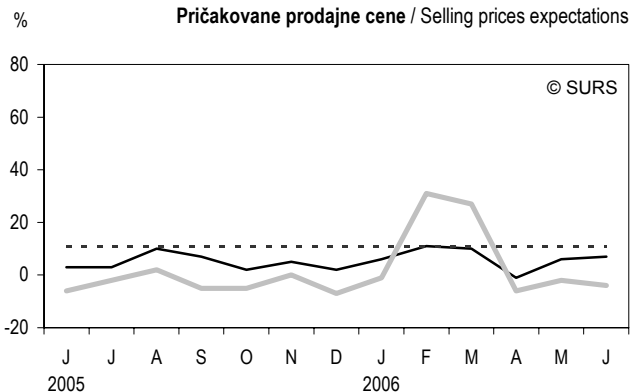
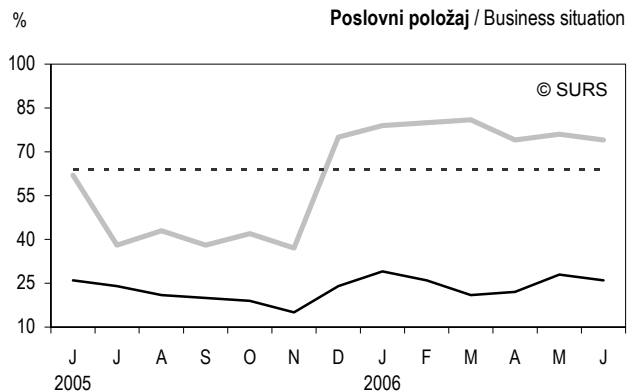
— kopenski, vodni in zračni promet land, water and air transport	— storitvene dejavnosti services	- - - - - dolgoletno povprečje long-term average
---	-------------------------------------	---

2.3 Gibanje ekonomskih kazalnikov za dejavnosti pošte in telekomunikacij ter obdelave podatkov, junij 2005-junij 2006

Evolution of economic indicators in post and telecommunications and in data processing, June 2005-June 2006

Ocena stanj / Appreciation of situation

Pričakovanja v naslednjih 3 mesecih / Expectations in the next 3 months



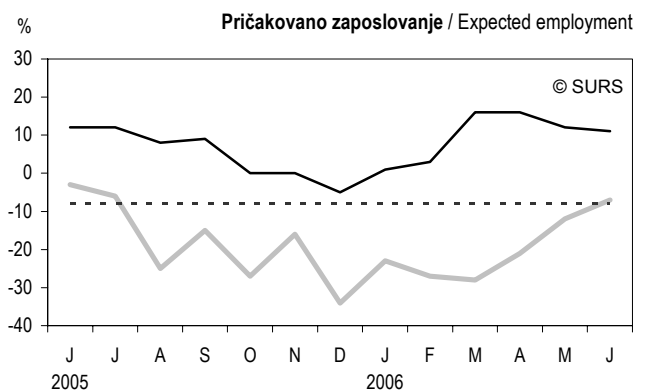
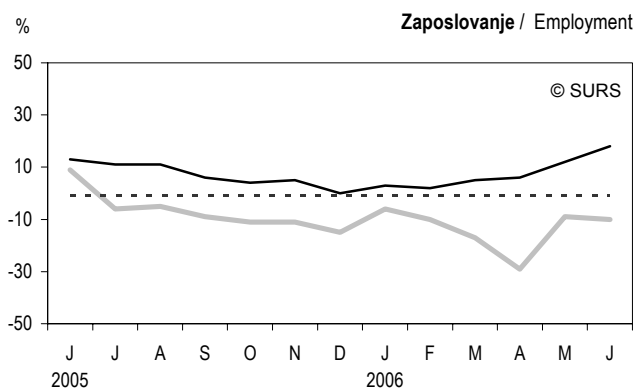
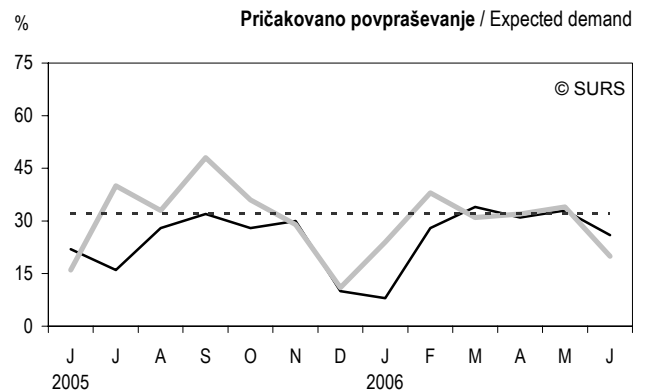
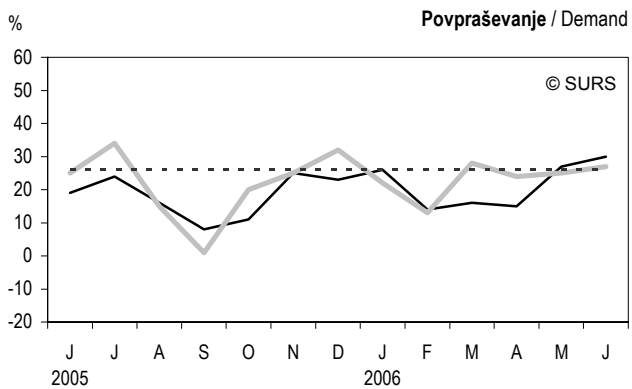
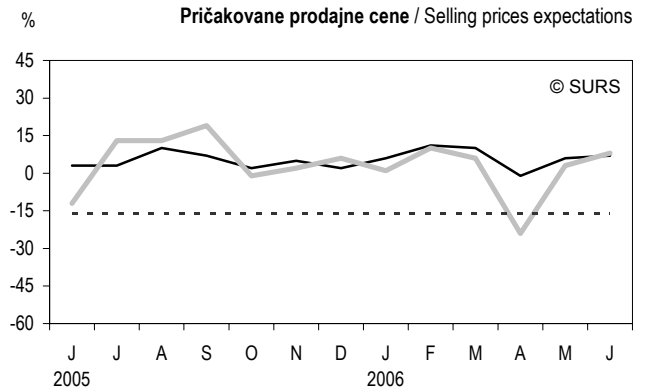
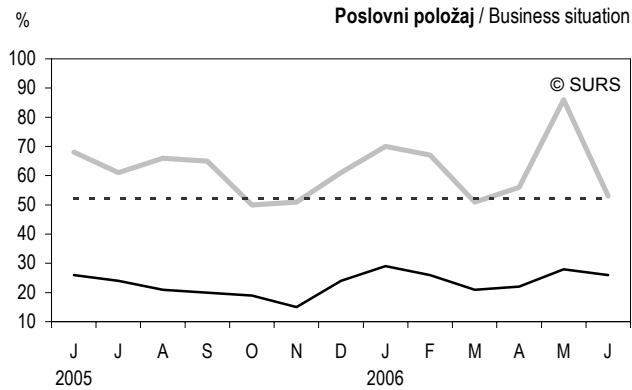
— pošta, telekomunikacije in obdelava podatkov post and telecommunication, data processing	— storitvene dejavnosti Services	- - - - - dolgoletno povprečje long-term average
---	-------------------------------------	---

2.4 Gibanje ekonomskih kazalnikov za dejavnost finančno posredništvo, junij 2005-junij 2006

Evolution of economic indicators in financial intermediation, June 2005-June 2006

Ocena stanj / Appreciation of situation

Pričakovanja v naslednjih 3 mesecih / Expectations in the next 3 months



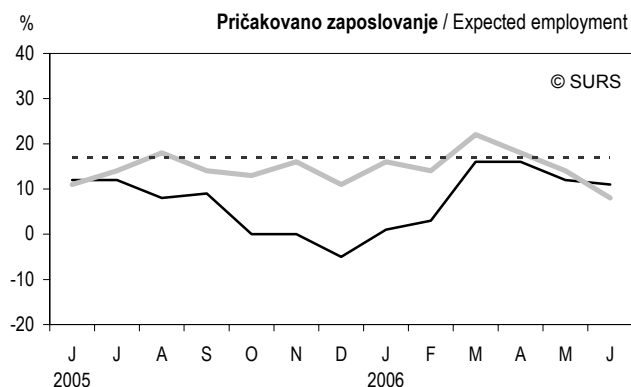
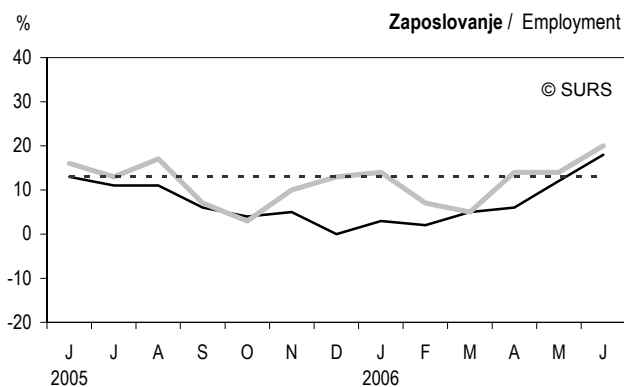
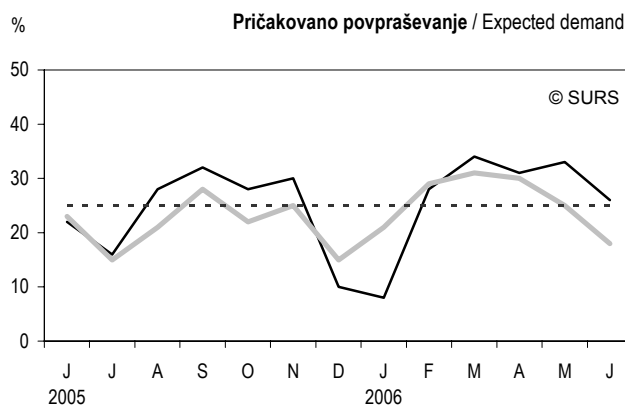
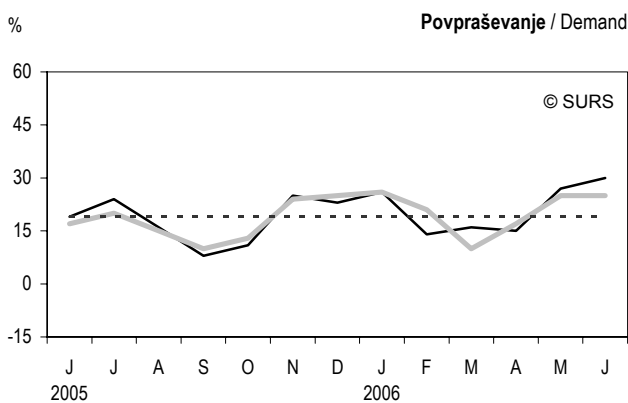
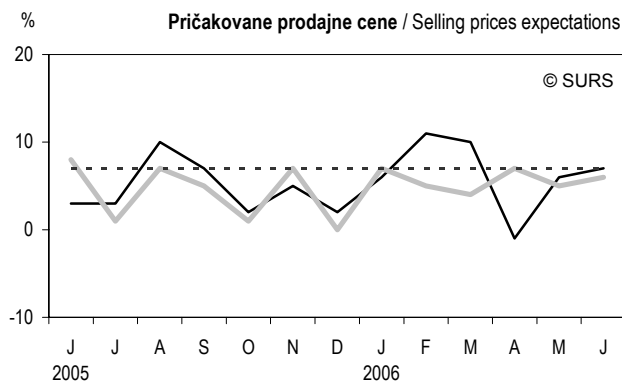
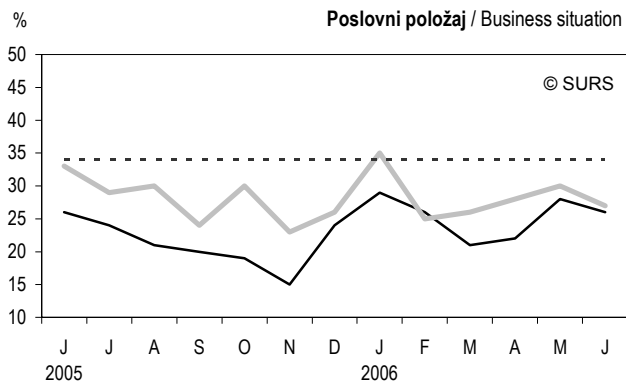
— finančno posredništvo financial intermediation	— storitvene dejavnosti services	- - - - - dolgoletno povprečje long-term average
---	-------------------------------------	---

2.5 Gibanje ekonomskih kazalnikov za dejavnost poslovanje z nepremičninami, najem in poslovne storitve, junij 2005-junij 2006

Evolution of economic indicators in real estate activities, renting and business services, June 2005-June 2006

Ocena stanj / Appreciation of situation

Pričakovanja v naslednjih 3 mesecih / Expectations in the next 3 months



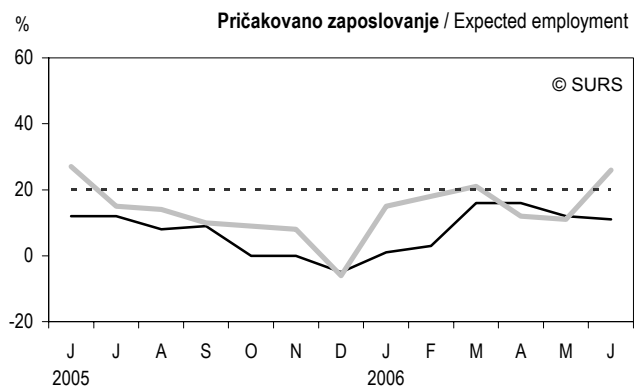
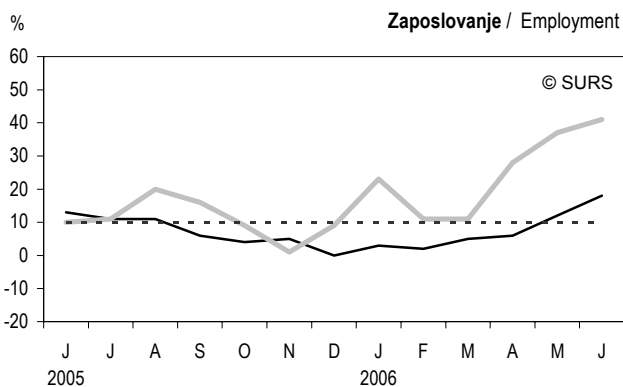
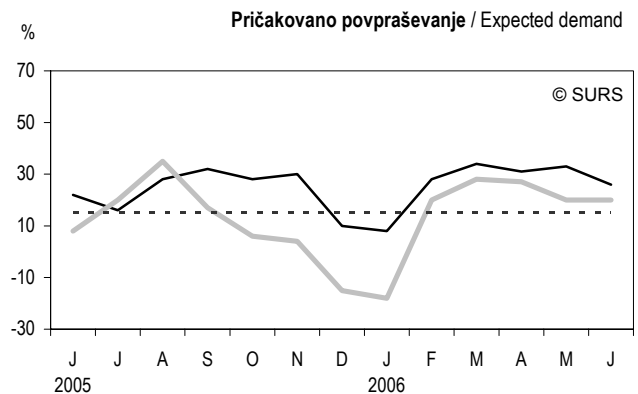
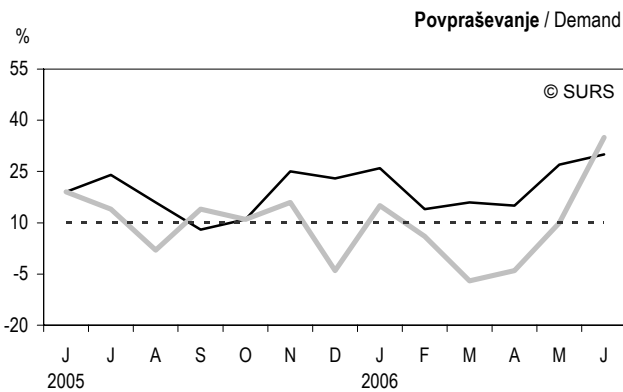
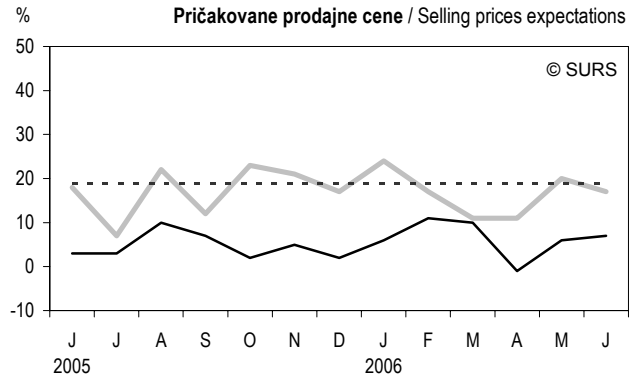
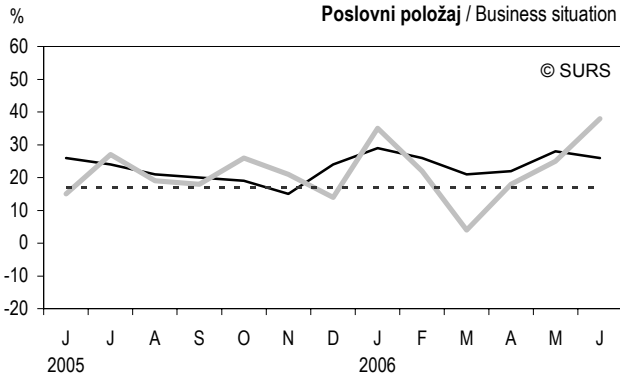
— poslovanje z nepremičninami, najem in poslovne storitve real estate activities, renting and business services	— storitvene dejavnosti services	- - - - - dolgoletno povprečje long-term average
--	-------------------------------------	---

2.6 Gibanje ekonomskih kazalnikov za dejavnosti javne higiene in druge storitvene dejavnosti, junij 2005-junij 2006

Evolution of economic indicators in sewage disposal and other service activities, June 2005-June 2006

Ocena stanja / Appreciation of situation

Pričakovanja v naslednjih 3 mesecih / Expectations in the next 3 months



— dejavnost javne higiene in druge osebne storitvene dejavnosti
sewage disposal and other service activities

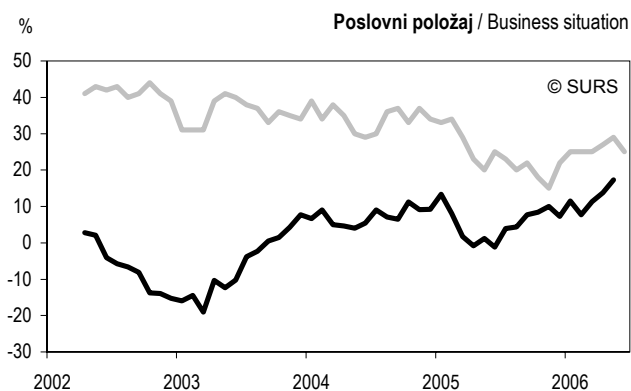
— storitvene dejavnosti
services

- - - dolgoletno povprečje
long-term average

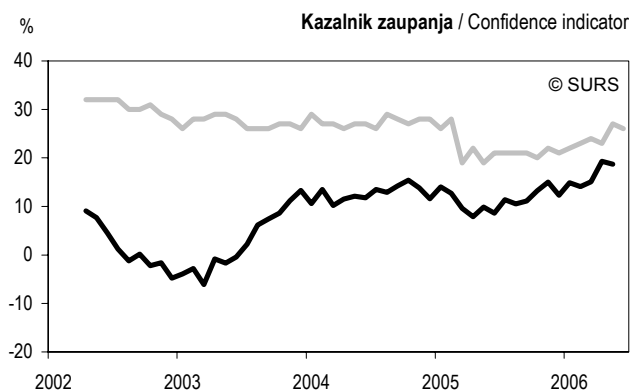


3. GIBANJE EKONOMSKIH KAZALNIKOV V STORITVENIH DEJAVNOSTIH V SLOVENIJI IN EU¹⁾, APRIL 2002–JUNIJ 2006 EVOLUTION OF ECONOMIC INDICATORS IN SERVICES IN SLOVENIA AND EU¹⁾, APRIL 2002 - JUNE 2006

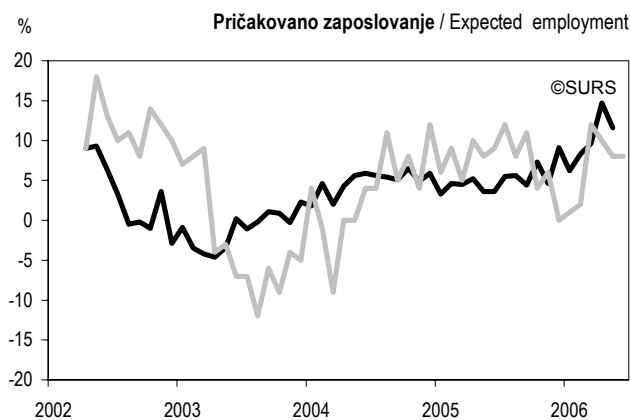
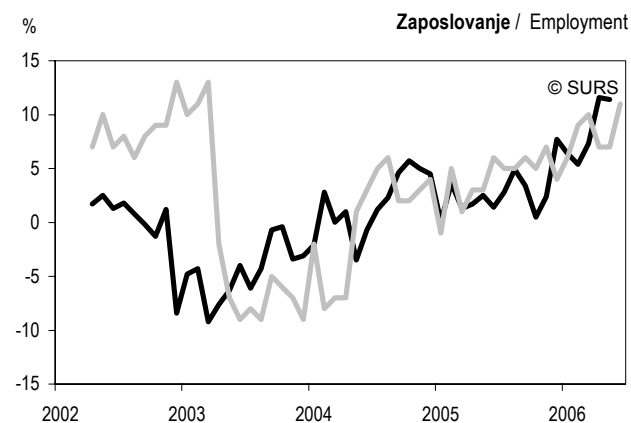
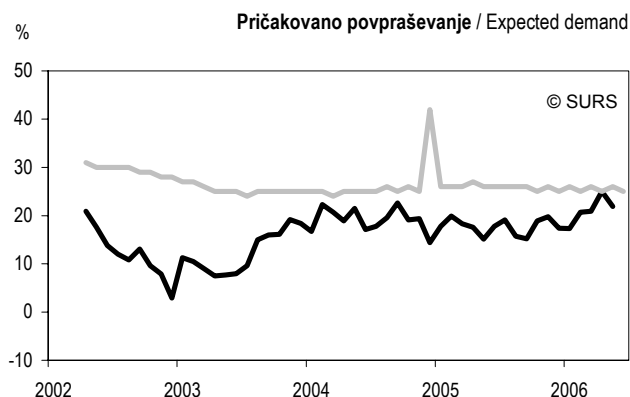
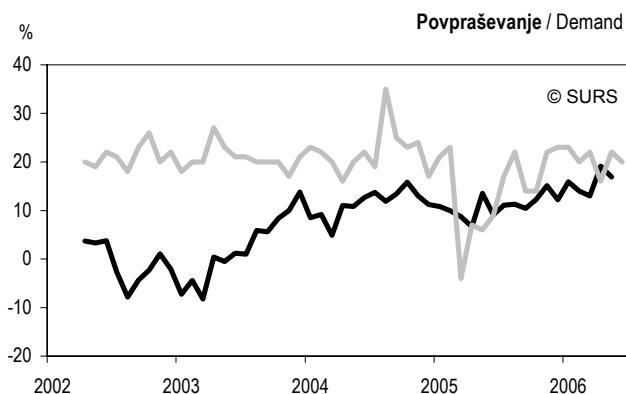
Ocena stanj / Appreciation of situation



Kazalnik zaupanja / Confidence indicator



Pričakovanja v naslednjih 3 mesecih / Expectations in the next 3 months



— desezonirani podatki - Slovenija
seasonally adjusted data - Slovenia

— desezonirani podatki - EU
seasonally adjusted data - EU

1) Podatki o EU za zadnji mesec niso na voljo. Vir podatkov je Evropska komisija (http://europa.eu.int/comm/economy_finance/indicators/businessandconsumersurveys_en.htm).
Data for the EU for the last month are not available. The source for EU data is the European Commission (http://europa.eu.int/comm/economy_finance/indicators/businessandconsumersurveys_en.htm).

METODOLOŠKA POJASNILA**Namen raziskovanja**

Namen kvalitativne Ankete o poslovnih tendencah v storitvenih dejavnostih (vprašalnik PA-STOR/M) je mesečno pridobivanje informacij o stanjih glavnih ekonomskih kazalnikov ter ocenitev njihovega gibanja v naslednjih mesecih. Rezultati ankete so osnova za izračun kazalnika zaupanja v storitvenih dejavnostih.

Panelno anketo o poslovnih tendencah v storitvenih dejavnostih izvajamo v Sloveniji od aprila 2002 s poenotenim vprašalnikom, na podlagi poenotene metodologije in z enako periodiko, kakor jo izvajajo v državah članicah Evropske unije že več desetletij; to omogoča neposredno primerljivost podatkov.

Enote opazovanja

Opazujemo podjetja, ki so po Standardni klasifikaciji dejavnosti (SKD) razvrščena v storitveno dejavnost, in sicer:

- 55 - Gostinstvo
- 60 - Kopenski promet; cevovodni transport
- 61 - Vodni promet
- 62 - Zračni promet
- 63.3 - Dejavnost potovalnih agencij in organizatorjev potovanj; s turizmom povezane dejavnosti
- 64 - Pošta in telekomunikacije
- 65 - Finančno posredništvo, razen zavarovalništva in dejavnosti pokojninskih skladov
- 66 - Zavarovalništvo in dejavnost pokojninskih skladov, razen obveznega socialnega zavarovanja
- 67 - Pomožne dejavnosti v finančnem posredništvu
- 70 - Poslovanje z nepremičninami
- 71 - Dajanje strojev in opreme brez upravljavcev v najem; izposojanje izdelkov široke porabe
- 72 - Obdelava podatkov, podatkovne baze in s tem povezane dejavnosti
- 73 - Raziskovanje in razvoj
- 74 - Druge poslovne dejavnosti
- 90 - Dejavnosti javne higiene
- 93 - Druge storitvene dejavnosti

Vzorec podjetij je oblikovan na podlagi dveh meril:

- razvrstitve storitvenega podjetja po SKD-ju in
- velikosti storitvenega podjetja (števila zaposlenih po Zakonu o gospodarskih družbah).

Vir podatkov

Na vprašalnik PA-STOR/M odgovarjajo direktorji podjetij ali drugi vodilni delavci med 1. in 10. v mesecu.

METHODOLOGICAL EXPLANATIONS**Purpose of the survey**

The purpose of the qualitative Survey on Business Tendency in Services (questionnaire PA-STOR/M) is to get monthly information about current situations of major economic indicators and to evaluate their movement in the following months. The survey results are the basis for evaluation of the confidence indicator in services.

The Panel Survey on Business Tendency in Services is being carried out in Slovenia since April 2002 with the harmonised questionnaire, methodology and periodicity, which have been used in EU Member States for several decades. Therefore, all data are directly comparable.

Observation units

We are monitoring units that are registered in services according to the Standard Classification of Activities (SKD):

- 55 - Hotels and restaurants
- 60 - Land transport; transport via pipelines
- 61 - Water transport
- 62 - Air transport
- 63.3 - Activities of travel agencies and tour operators; tourist assistance activities
- 64 - Post and telecommunications
- 65 - Financial intermediation, except insurance and pension funding
- 66 - Insurance and pension funding, except compulsory social security
- 67 - Activities auxiliary to financial intermediation
- 70 - Real estate activities
- 71 - Renting of machinery and equipment without operator and of personal and household goods
- 72 - Data processing, database activities and other computer related activities
- 73 - Research and development
- 74 - Other business activities
- 90 - Sewage and refuse disposal, sanitation and similar activities
- 93 - Other service activities

The sample of enterprises was selected by two criteria:

- classification of the enterprise according to the Standard Classification of Activities,
- size of the enterprise (the number of employees in accordance with the Companies Act).

Data source

Respondents answering the monthly PA-STOR/M questionnaire are managers of enterprises or other executives. They respond between the 1st and the 10th of the month.



Zajetje

V panelni vzorec smo zajeli vsa velika in srednje velika podjetja ter 11 % malih podjetij (ali 15 % zaposlenih v malih podjetjih), ki so razvrščena v storitveno dejavnost. Panelni vzorec pokriva 17 % podjetij vzorčnega okvira ali 69 % zaposlenih v storitvenih dejavnostih.

Način zbiranja podatkov

Anketo izvajamo mesečno, po pošti.

Definicije in pojasnila

Ravnotežje je razlika med pozitivnimi in negativnimi odgovori, izraženimi v odstotkih. Ravnotežja prikazujejo gibanje opazovanih ekonomskih kazalnikov (stanj in pričakovanj), ne pa dejanskih velikosti ekonomskih kazalnikov. Grafikoni prikazujejo ravnotežja po posameznih vprašanjih.

Kjer so prikazane primerjave kazalnikov za Slovenijo s kazalniki za EU, so **vrednosti desezonirane**. To so vrednosti, pri katerih je izločen vpliv sezone, vsebujejo pa trend-cikel in naključno komponento. Podatki za EU so desezonirani z metodo DAINTRIES, za Slovenijo pa z metodo TRAMO/SEATS, ki temelji na modelih ARIMA.

Pri oblikovanju modelov je upoštevano obdobje od aprila 2002 do januarja 2006, razen pri časovni vrsti Pričakovane prodajne cene, kjer je upoštevano obdobje od januarja 2003 do januarja 2006. Pri časovni vrsti Pričakovane prodajne cene sezonska komponenta ni prisotna.

Kazalnik zaupanja v storitvenih dejavnostih je povprečje odgovorov (ravnotežij) na vprašanja o poslovnem položaju ter sedanjem in pričakovanem povpraševanju po storitvah.

Grafikoni z naslovom **Gibanje ekonomskih kazalnikov v gostinstvu in s turizmom povezanih dejavnostih** združujejo rezultate dejavnosti 55 - Gostinstvo in 63.3 - Dejavnost potovalnih agencij in organizatorjev potovanj; s turizmom povezane dejavnosti.

Grafikoni z naslovom **Gibanje ekonomskih kazalnikov v kopenskem, vodnem in zračnem prometu** združujejo rezultate dejavnosti 60 - Kopenski promet; cevovodni transport, 61 - Vodni promet in 62 - Zračni promet.

Grafikoni z naslovom **Gibanje ekonomskih kazalnikov za dejavnosti pošte in telekomunikacij ter obdelave podatkov** združujejo rezultate dejavnosti 64 - Pošta in telekomunikacije in 72 - Obdelava podatkov, podatkovne baze in s tem povezane dejavnosti.

Grafikoni z naslovom **Gibanje ekonomskih kazalnikov za dejavnost finančno posredništvo** združujejo rezultate dejavnosti 65 - Finančno posredništvo, razen zavarovalništva in dejavnosti pokojninskih skladov, 66 - Zavarovalništvo in dejavnost pokojninskih skladov, razen obveznega socialnega zavarovanja, 67 - Pomožne dejavnosti v finančnem posredništvu.

Grafikoni z naslovom **Gibanje ekonomskih kazalnikov za dejavnost poslovanje z nepremičninami, najem in poslovne storitve** združujejo rezultate dejavnosti 70 -

Coverage

The panel includes all large and medium-sized enterprises and 11% of small enterprises (or 15% employees of small enterprises), the principal activity of which is classified into services. The panel covers 17% of the enterprises of the studied population or 69% of employees in services.

Method of data collection

The survey is carried out monthly by mail.

Definitions and explanations

The balance is the difference between positive and negative answers, expressed in percent. The balance shows the movement of observed economic indicators (present situation and future expectations), and not the real size of economic indicators. The charts show the balance by individual questions.

In the charts with comparisons with EU indicators, data are **seasonally adjusted**. Values are adjusted for the seasonal component, but include the trend-cycle component and the irregular component. Data for EU are seasonally adjusted by the DAINTRIES method and for Slovenia by the TRAMO/SEATS method, which is based on ARIMA models.

The designing of the models is based on the time period from April 2002 to January 2006, except for time series Selling prices expectations where the designing of the model is based on the time period from January 2003 to January 2006. In the time series Selling prices expectations the seasonal component is not present.

The confidence indicator in services is the arithmetic mean of responses (balances) to the questions on business situation, and present and expected demand.

The charts **Evolution of economic indicators in hotels and restaurants and in tourist assistance activities** show results for 55 - Hotels and restaurants and 63.3 - Activities of travel agencies and tour operators; tourist assistance activities.

The charts **Evolution of economic indicators in land, water and air transport** show results for 60 - Land transport; transport via pipelines, 61 - Water transport and 62 - Air transport.

The charts **Evolution of economic indicators in post and telecommunications and in data processing** show results for 64 - Post and telecommunications and 72 - Data processing, database activities and other computer related activities.

The charts **Evolution of economic indicators in financial intermediation** show results for 65 - Financial intermediation, except insurance and pension funding, 66 - Insurance and pension funding, except compulsory social security and 67 - Activities auxiliary to financial intermediation.

The charts **Evolution of economic indicators in real estate activities, renting and business services** show results for 70 - Real estate activities, 71 - Renting of machinery and

Poslovanje z nepremičninami, 71 - Dajanje strojev in opreme brez upravljalcev v najem; izposojanje izdelkov široke porabe, 73 - Raziskovanje in razvoj in 74 - Druge poslovne dejavnosti.

Grafikoni z naslovom **Gibanje ekonomskih kazalnikov za dejavnosti javne higiene in druge storitvene dejavnosti** združujejo rezultate dejavnosti 90 - Dejavnosti javne higiene in 93 - Druge storitvene dejavnosti.

Objavljanje

Sodelujoči v anketi prejmejo mesečno informacijo o poslovnih tendencah v storitvenih dejavnostih.

Drugim uporabnikom so ti podatki prav tako dostopni na ravni storitvenih dejavnosti. Objavljamo jih mesečno v Statističnih informacijah in podatkovni bazi SI-STAT (<http://www.stat.si>).

VPRAŠANJA

Poslovni položaj v zadnjih 3 mesecih: dober, zadovoljiv, slab?

Povpraševanje v zadnjih 3 mesecih: povečalo, ostalo enako, zmanjšalo?

Zaposlovanje v zadnjih treh mesecih: povečalo, ostalo enako, padlo?

Povpraševanje v naslednjih 3 mesecih: povečalo, ostalo enako, zmanjšalo?

Zaposlovanje v naslednjih 3 mesecih: povečalo, ostalo enako, zmanjšalo?

Prodajne cene v naslednjih 3 mesecih: zvišale, ostale enake, znižale?

KOMENTAR

Desezonirana vrednost kazalnika zaupanja v storitvenih dejavnostih je bila junija 2006 za 1 odstotno točko nižja od vrednosti v preteklem mesecu, za 5 odstotnih točk višja kot v juniju 2005 in za 4 odstotnih točk višja od lanskega povprečja.

POSLOVNI POLOŽAJ

Ocena poslovnega položaja je bila v primerjavi s preteklim mesecem za 4 odstotne točke nižja kot v preteklem mesecu. Glede na lansko povprečje je vrednost 1 odstotno točko višja in enaka glede na isti mesec lani.

POVPRAŠEVANJE

Vrednost kazalnika sedanje povpraševanje je bila glede na pretekli mesec nižja za 2 odstotni točki. Glede na junij 2005 in lansko povprečje je kazalnik višji za 11 oz. 6 odstotnih točk.

Desezonirana vrednost kazalnika pričakovano povpraševanje je bila za 1 odstotno točko nižja. Glede na

equipment without operator and of personal and household goods, 73 - Research and development and 74 - Other business activities.

The charts **Evolution of economic indicators in sewage disposal and other service activities** show results for 90 - Sewage and refuse disposal, sanitation and similar activities and 93 - Other service activities.

Publishing

Participants in the survey receive the monthly information on the business tendency in services.

Other users can also acquire data on services in the monthly publication Rapid Reports and in the SI-STAT database (<http://www.stat.si/eng>).

QUESTIONS

Business situation over the past 3 months: improved, remained unchanged, deteriorated?

Demand over the past 3 months: increased, remained unchanged, decreased?

Employment over the past 3 months: increased, remained unchanged, decreased?

Demand over the next 3 months: increase, remain unchanged, decrease?

Employment over the next 3 months: increase, remain unchanged, decrease?

Prices over the next 3 months: increase, remain unchanged, decrease?

COMMENT

Compared to the previous month the seasonally adjusted services confidence indicator decreased by 1 percentage point; compared to June 2005 it increased by 5 percentage points and was 4 percentage points above last year's average.

BUSINESS SITUATION

The evaluation of the business situation went down by 4 percentage points compared to the previous month. Compared to last year's average it was up by 1 percentage point and equal to June 2005.

DEMAND

The seasonally adjusted demand indicator went down by 2 percentage points compared to the previous month. Compared to June 2005 it was up by 11 percentage points and 6 percentage points above last year's average.

Compared to May 2006, the seasonally adjusted expected demand indicator was down by 1 percentage point. Compared



isti mesec lani je bil kazalnik 4 odstotne točke višji in 1 odstotno točko pod povprečjem lanskega leta.

ZAPOSLOVANJE

Desezonirana vrednost kazalnika zaposlovanje je bila višja kot v preteklem mesecu (za 4 odstotne točke) in hkrati za 5 odstotnih točk višja od vrednosti v istem mesecu lani ter za 7 odstotnih točk višja od lanskega povprečja.

Desezonirana vrednost kazalnika pričakovano zaposlovanje je bila enaka kot v preteklem mesecu in 1 odstotno točko nižja od vrednosti v istem mesecu lanskega leta ter za 1 odstotno točko višja od lanskega povprečja.

PRODAJNE CENE

Cenovna pričakovanja za naslednje tri mesece so bila višja v primerjavi s preteklim mesecem za 1 odstotno točko, glede na isti mesec lani za 4 odstotne točke in glede na lansko povprečje pa je vrednost kazalnika enaka.

Statistično raziskovanje je sofinancirala Evropska komisija. Za objavljene podatke in besedila je odgovoren izključno Statistični urad Republike Slovenije, in ne Evropska komisija.

to June 2005 it was 4 percentage points higher and 1 percentage point below last year's average.

EMPLOYMENT

The seasonally adjusted employment indicator was up by 4 percentage points. Compared to June 2005 and last year's average the value was 5 and 7 percentage points higher.

Compared to May 2006, the seasonally adjusted expected employment indicator was the same. Compared to June 2005 the value was 1 percentage point lower and 1 percentage point above last year's average.

SELLING PRICES

Price expectations for the next three months went up by 1 percentage point. Compared to June 2005 the indicator went up by 4 percentage points and was equal to last year's average.

The business survey is co-financed by the European Commission. However, the European Commission accepts no responsibility or liability whatsoever with regard to the material published in this publication.

Sestavila / Prepared by: Barbara Čertanec

Izdaja, založba in tisk Statistični urad Republike Slovenije, Ljubljana, Vožarski pot 12 - **Uporaba in objava podatkov dovoljena le z navedbo vira** - Odgovarja generalna direktorica mag. Irena Križman - Urednica zbirke Statistične informacije Marina Urbas - Urednica podzbirke Brigita Vrabič Kek - Slovensko besedilo jezikovno uredila Ivanka Zobec - Angleško besedilo jezikovno uredil Boris Panič - Naklada 690 izvodov - ISSN zbirke Statistične informacije 1408-192X - ISSN podzbirke Trgovina in druge storitvene dejavnosti 1408-9327 - Informacije daje Informacijsko središče, tel.: (01) 241 51 04 - El. pošta: info.stat@gov.si - http://www.stat.si.

Edited, published and printed by the Statistical Office of the Republic of Slovenia, Ljubljana, Vožarski pot 12 - **These data can be used provided the source is acknowledged** - Director-General Irena Križman - Rapid Reports editor Marina Urbas - Subject-matter editor Brigita Vrabič Kek - Slovene language editor Ivanka Zobec - English language editor Boris Panič - Total print run 690 copies - ISSN of Rapid Reports 1408-192X - ISSN of subcollection Business tendency in services 1408-9327 - Information is given by the Information Centre of the Statistical Office of the Republic of Slovenia, tel.: +386 1 241 51 04 - E-mail: info.stat@gov.si - http://www.stat.si.

